



**British National Short Track Championships**

**NIC, Nottingham, Great Britain**

**25th & 26th May 2014**



# **Official Results**

**British National Short Track Championships**

**NIC, Nottingham, Great Britain**

**25th & 26th May 2014**



## British National Short Track Championships

NIC, Nottingham, Great Britain

25th & 26th May 2014



### Officials

---

Official	
Technical Advisor	Ken PENDREY
NISA Admin / Competitors	Michelle NEVILLE
Officials Coordinator	Tina NOBLE
Skaters & Officials Registratio	Michelle NEVILLE
Skaters & Officials Registratio	Tina NOBLE
Chief Referee	Gordon BARNES
First Assistant Referee	Chris HODGSON
Assistant Referee	Peter WORTH
Assistant Referee	Simon ROBERTSON
Assistant Referee	Stewart LOGAN
Starter	Dave PORTER
Starter	Laura McCORMACK
Competitors Steward	Clinton CAST
Asst Competitors Steward	Andrea THORNTON
Photo Finish	Dave UPCOTT
Photo Finish	Kim HORSEPOOL
Heat Box Steward	Susan WILLIAMS
Heat Box Steward	Alex STANLEY
Heat Box Runner	Becca PEACH
Chief Line Judge (Manual)	Carol GALLON
Chief Time Keeper (Manual)	Jean IVESON
Time Keeper / Recorder	Judi LINDSAY
Time Keeper / Recorder	Dawn McCORMACK
Time Keeper / Recorder	Dave COX
Commentator	Clare PORTER
Commentator	Jack WHELBOURNE
Track Maintenance	Leslie LLEWELLYN
Track Maintenance	Alex STANLEY
Track Maintenance	Keith WRIGHT
Lap Board	Paul IVESON
Lap Recorder	Paul ELLIS
Copying / Protocol	TBC
Doctor (Sunday)	GB Short Track Doctors
First Aid (Monday)	St John's Ambulance
Presentation	Tina NOBLE
Presentation	Michelle NEVILLE
Official Photographer	TBC



# British National Short Track Championships

NIC, Nottingham, Great Britain

25th & 26th May 2014



## Programme

---

May 25, 2014

---

13:30	<i>Pads On</i>			
13:50	<i>Ice Res (Full)</i>			
14:05	<i>Warm Up Group 1 , Pee Wee 1 &amp; 2</i>			
14:10	<i>Warm Up Group 2 , Juveniles &amp; Masters</i>			
14:17	<i>Warm Up Group 3 , Juniors &amp; Seniors</i>			
14:27	<i>Ice Res (Track)</i>			
14:42	Pee Wee 2	500 meter	Heats	1 - 3
14:50	Masters	1000 meter	Heats	4 - 6
15:01	Juvenile Girls	1000 meter	Heats	7 - 8
15:08	Junior Men	1500 meter	Heats	9 - 10
15:17	<i>Ice Res (Track)</i>			
15:32	Pee Wee 2	500 meter	Semi Final	11 - 14
15:45	Masters	1000 meter	Semi Final	15 - 16
15:53	Pee Wee Girls	777 meter	Final	17
15:57	Pee Wee Boys	777 meter	Final	18
16:00	Juvenile Girls	1000 meter	Final	19 - 20
16:09	Juvenile Boys	1000 meter	Final	21
16:13	<i>Ice Res (Track)</i>			
16:28	Pee Wee 2	500 meter	Final	22 - 25
16:41	Masters	1000 meter	Final	26 - 28
16:53	Junior Ladies	1500 meter	Final	29
16:59	Junior Men	1500 meter	Final	30 - 31
17:09	Senior Ladies	1500 meter	Final	32
17:15	Senior Men	1500 meter	Final	33
17:20	<i>End of distance</i>			
17:20	<i>Ice Res (Track)</i>			
17:35	Pee Wee 2	222 meter	Heats	34 - 36
17:42	Masters	500 meter	Heats	37 - 39
17:50	Juvenile Girls	500 meter	Heats	40 - 41
17:56	Junior Men	500 meter	Heats	42 - 43
18:01	<i>Ice Res (Track)</i>			
18:16	Pee Wee 2	222 meter	Semi Final	44 - 47
18:27	Masters	500 meter	Semi Final	48 - 49
18:33	Juvenile Girls	500 meter	Final	50 - 51
18:40	Juvenile Boys	500 meter	Final	52
18:43	Junior Ladies	500 meter	Final	53

*The program is tentative and subject to change. Starting times will follow the flow of the competition.*



## British National Short Track Championships

NIC, Nottingham, Great Britain

25th & 26th May 2014



### Programme

---

May 25, 2014

---

18:46	Junior Men	500 meter	Final	54 - 55
18:53	<i>Pads Off</i>			
19:08	<i>End of Day 1</i>			

*The program is tentative and subject to change. Starting times will follow the flow of the competition.*



# British National Short Track Championships

NIC, Nottingham, Great Britain

25th & 26th May 2014



## Programme

May 26, 2014

08:15	<i>Pads On</i>			
08:35	<i>Ice Res (Full)</i>			
08:50	<i>Warm Up Group 1 , Juniors &amp; Seniors</i>			
09:00	<i>Warm Up Group 2 , Juveniles &amp; Masters</i>			
09:07	<i>Warm Up Group 3 , Pee Wee 1 &amp; 2</i>			
09:12	<i>Ice Res (Track)</i>			
09:27	Relay	3000 m Relay	Heats	56 - 57
09:41	<i>Ice Res (Track)</i>			
09:56	Pee Wee 2	222 meter	Final	58 - 61
10:07	Pee Wee Girls	333 meter	Final	62
10:10	Pee Wee Boys	333 meter	Final	63
10:13	Masters	500 meter	Final	64 - 66
10:22	Senior Ladies	500 meter	Final	67
10:26	Senior Men	500 meter	Final	68
10:29	<i>End of distance</i>			
10:29	<i>Ice Res (Track)</i>			
10:44	Pee Wee 2	333 meter	Heats	69 - 71
10:51	Masters	777 meter	Heats	72 - 74
11:02	Juvenile Girls	777 meter	Heats	75 - 76
11:09	Junior Men	1000 meter	Heats	77 - 78
11:16	<i>Ice Res (Track)</i>			
11:31	Pee Wee 2	333 meter	Semi Final	79 - 82
11:42	Masters	777 meter	Semi Final	83 - 84
11:50	Pee Wee Girls	500 meter	Final	85
11:53	Pee Wee Boys	500 meter	Final	86
11:56	Juvenile Girls	777 meter	Final	87 - 88
12:04	Juvenile Boys	777 meter	Final	89
12:08	<i>Ice Res (Track)</i>			
12:23	Senior Men	1000 meter	Final	90
12:27	Pee Wee 2	333 meter	Final	91 - 94
12:39	Masters	777 meter	Final	95 - 97
12:51	Junior Ladies	1000 meter	Final	98
12:55	Junior Men	1000 meter	Final	99 - 100
13:03	Senior Ladies	1000 meter	Final	101
13:08	<i>Ice Res (Track)</i>			
13:23	Senior Men	3000 M SF	Super Final	102

*The program is tentative and subject to change. Starting times will follow the flow of the competition.*



## British National Short Track Championships

NIC, Nottingham, Great Britain

25th & 26th May 2014



### Programme

---

May 26, 2014

---

13:30	<i>Ice Res (Track)</i>			
13:45	Relay	5000 m Relay	Final	103
13:54	<i>Cerem. Ice</i>			
14:24	<i>Pads Off</i>			
14:39	<i>Competition End</i>			

*The program is tentative and subject to change. Starting times will follow the flow of the competition.*



## British National Short Track Championships

NIC, Nottingham, Great Britain

25th & 26th May 2014



### List of Competitors

---

#### Senior Men

77	ELEY	Jon	MIRC	GBR	STGBR11908198401
99	STANLEY	Paul	MIRC	GBR	STGBR12208198301
150	SIMMS	Billy	MIRC	GBR	STGBR12107199301
180	CHEETHAM	Josh	NIRC	GBR	STGBR12610199201
279	SHOEBRIDGE	Richard	MIRC	GBR	STGBR11208198501



# British National Short Track Championships

NIC, Nottingham, Great Britain

25th & 26th May 2014



## Qualification

### Senior Men

( 5 competitors)

May 25, 2014

17:15 33 1 Final 1500 \_\_\_\_\_ qualify for Final 500 Group 1

May 26, 2014

10:26 68 1 Final 500 \_\_\_\_\_ qualify for Final 1000 Group 1

12:23 90 1 Final 1000

13:23 102 1 Super Final 3000

1500

*Final*

A ( 1)

500

*Final*

A ( 1)

1000

*Final*

A ( 1)





# British National Short Track Championships

NIC, Nottingham, Great Britain

25th & 26th May 2014



## Distance Classification 1500 meter Senior Men

---

#	Name	Team	ISU	Fin	Time	
Final Group 1						
1	279 Richard SHOEBRIDGE	MIRC	NT GBR	1	1	3:01.274
2	77 Jon ELEY	MIRC	NT GBR	2	2	3:01.326
3	180 Josh CHEETHAM	NIRC	NT GBR	3	3	3:01.494
4	99 Paul STANLEY	MIRC	NT GBR	4	4	3:03.270
5	150 Billy SIMMS	MIRC	NT GBR	5	5	3:07.668



# British National Short Track Championships

NIC, Nottingham, Great Britain

25th & 26th May 2014



## Distance Classification 500 meter Senior Men

---

#	Name	Team	ISU	Fin	Time
Final Group 1					
1	77 Jon ELEY	MIRC NT GBR		1	43.015
2	99 Paul STANLEY	MIRC NT GBR		2	43.621
3	279 Richard SHOEBRIDGE	MIRC NT GBR		3	43.635
4	180 Josh CHEETHAM	MIRC NT GBR		4	44.037
5	150 Billy SIMMS	MIRC NT GBR		5	45.827



# British National Short Track Championships

NIC, Nottingham, Great Britain

25th & 26th May 2014



## Distance Classification 1000 meter Senior Men

---

#	Name	Team	ISU	Fin	Time
Final Group 1					
1	77 Jon ELEY	MIRC NT GBR		1	1:37.226
2	150 Billy SIMMS	MIRC NT GBR		2	1:37.350
3	279 Richard SHOEBRIDGE	MIRC NT GBR		3	1:37.434
4	99 Paul STANLEY	MIRC NT GBR		4	1:39.580
5	180 Josh CHEETHAM	NIRC NT GBR		5	1:46.416



# British National Short Track Championships

NIC, Nottingham, Great Britain

25th & 26th May 2014



## Distance Classification 3000 M SF Senior Men

---

#	Name	Team	ISU	Fin	Time
Super Final Group 1					
1	180 Josh CHEETHAM	NIRC	NT GBR	1	5:34.800
2	99 Paul STANLEY	MIRC	NT GBR	2	5:37.802
3	279 Richard SHOEBRIDGE	MIRC	NT GBR	3	5:46.176
4	150 Billy SIMMS	MIRC	NT GBR	4	5:54.300
5	77 Jon ELEY	MIRC	NT GBR	5	6:15.528



# British National Short Track Championships

NIC, Nottingham, Great Britain

25th & 26th May 2014



## Overall Classification Senior Men

	#	Name	Team	ISU	FP	CDR		time
1	77	Jon ELEY	MIRC	NT GBR	99	9	2-1-1-5	3:01.326
2	279	Richard SHOEBRIDGE	MIRC	NT GBR	73	10	1-3-3-3	3:01.274
3	180	Josh CHEETHAM	NIRC	NT GBR	60	13	3-4-5-1	3:01.494
4	99	Paul STANLEY	MIRC	NT GBR	58	12	4-2-4-2	3:03.270
5	150	Billy SIMMS	MIRC	NT GBR	39	16	5-5-2-4	3:07.668



## British National Short Track Championships

NIC, Nottingham, Great Britain

25th & 26th May 2014



### List of Competitors

---

#### Senior Ladies

56	COOPER	Gemma	NIRC	GBR	STGBR21701198701
208	GILMARTIN	Charlotte	MIRC	GBR	STGBR20703199001
209	CHRISTIE	Elise	FVISC	GBR	STGBR21308199001
225	CLARK	Helen	ALD	GBR	STGBR20510199201



British National Short Track Championships

NIC, Nottingham, Great Britain

25th & 26th May 2014



**Qualification**

---

**Senior Ladies**

( 4 competitors)

---

May 25, 2014

17:09 32 1 Final 1500 \_\_\_\_\_ qualify for Final 500 Group 1

---

May 26, 2014

10:22 67 1 Final 500 \_\_\_\_\_ qualify for Final 1000 Group 1

---

13:03 101 1 Final 1000

1500

*Final*

A ( 1)

500

*Final*

A ( 1)

1000

*Final*

A ( 1)



# British National Short Track Championships

NIC, Nottingham, Great Britain

25th & 26th May 2014



## Distance Classification 1500 meter Senior Ladies

---

#	Name	Team	ISU	Fin		Time	
Final Group 1							
1	209	Elise CHRISTIE	FVISC <i>NT</i>	GBR	1	1	3:12.062
2	208	Charlotte GILMARTIN	MIRC <i>NT</i>	GBR	2	2	3:13.128
3	56	Gemma COOPER	NIRC	GBR	3	3	3:13.642
4	225	Helen CLARK	ALD	GBR	4	4	3:14.604





# British National Short Track Championships

NIC, Nottingham, Great Britain

25th & 26th May 2014



## Distance Classification 500 meter Senior Ladies

---

#	Name	Team	ISU	Fin	Time	
Final Group 1						
1	209 Elise CHRISTIE	FVISC <i>NT</i>	GBR	1	1	45.404
2	208 Charlotte GILMARTIN	MIRC <i>NT</i>	GBR	2	2	46.124
3	56 Gemma COOPER	NIRC	GBR	3	3	47.894
4	225 Helen CLARK	ALD	GBR	4	4	48.068



# British National Short Track Championships

NIC, Nottingham, Great Britain

25th & 26th May 2014



## Distance Classification 1000 meter Senior Ladies

---

#	Name	Team	ISU	Fin	Time
Final Group 1					
1	209 Elise CHRISTIE	FVISC <i>NT</i>	GBR	1	2:20.907
2	208 Charlotte GILMARTIN	MIRC <i>NT</i>	GBR	2	2:21.179
3	56 Gemma COOPER	NIRC	GBR	3	2:21.731
4	225 Helen CLARK	ALD	GBR	4	2:22.971



## British National Short Track Championships

NIC, Nottingham, Great Britain

25th & 26th May 2014



### Overall Classification Senior Ladies

	#	Name	Team	ISU	FP	CDR	time	
1	209	Elise CHRISTIE	FVISC <i>NT</i>	GBR	102	3	1-1-1	3:12.062
2	208	Charlotte GILMARTIN	MIRC <i>NT</i>	GBR	63	6	2-2-2	3:13.128
3	56	Gemma COOPER	NIRC	GBR	39	9	3-3-3	3:13.642
4	225	Helen CLARK	ALD	GBR	24	12	4-4-4	3:14.604



## British National Short Track Championships

NIC, Nottingham, Great Britain

25th & 26th May 2014



### List of Competitors

---

#### Junior Men

1	WALKER	Roy	AYR	GBR	STGBR12002199501
98	DJEMAL	Aydin	ALD	GBR	STGBR10611199601
101	CAST	Anthony	ALD	GBR	STGBR12903199701
168	TREACY	Farrell	MIRC	GBR	STGBR12904199501
212	TREACY	Ethan	MIRC	GBR	STGBR11906199801
215	PORTER	Jacob	NIRC	GBR	STGBR13110199701
244	BURROWS	Jack	NIRC	GBR	STGBR11907199701
284	HULL	Connor	AYR	GBR	STGBR12603199601

## Qualification

### Junior Men

( 8 competitors)

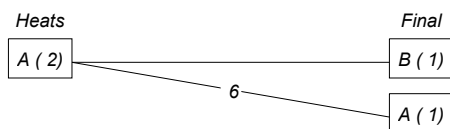
May 25, 2014

15:08	9 - 10	2	Heats	1500	2x1+2x2+2x3	qualify for Final 1500 Group 1 others continue in Final 1500 Group 2
16:59	30	1	Final	1500		qualify for Heats 500 Group 1
17:04	31	1	Final	1500		qualify for Heats 500 Group 1
17:56	42 - 43	2	Heats	500	2x1+2x2	qualify for Final 500 Group 1 others continue in Final 500 Group 2
18:46	54	1	Final	500		qualify for Heats 1000 Group 1
18:49	55	1	Final	500		qualify for Heats 1000 Group 1

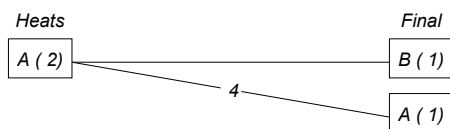
May 26, 2014

11:09	77 - 78	2	Heats	1000	2x1+2x2	qualify for Final 1000 Group 1 others continue in Final 1000 Group 2
12:55	99	1	Final	1000		
12:59	100	1	Final	1000		

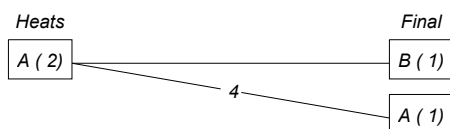
1500



500



1000





# British National Short Track Championships

NIC, Nottingham, Great Britain

25th & 26th May 2014



## Heats 1500 meter Junior Men

---

### Race 9, Group 1 (1 of 2)

<i>Fin</i>	<i>Nr</i>	<i>Name</i>	<i>Abr</i>	<i>Nat</i>		<i>Time</i>	<i>Pnts</i>	>>
1	168	Farrell TREACY	MIRC	GBR	nt	2:41.649		
2	244	Jack BURROWS	NIRC	GBR	nt	2:42.637		
3	212	Ethan TREACY	MIRC	GBR		2:50.205		
4	284	Connor HULL	AYR	GBR		3:35.276		

### Race 10, Group 1 (2 of 2)

<i>Fin</i>	<i>Nr</i>	<i>Name</i>	<i>Abr</i>	<i>Nat</i>		<i>Time</i>	<i>Pnts</i>	>>
1	98	Aydin DJEMAL	ALD	GBR	nt	2:40.279		
2	101	Anthony CAST	ALD	GBR	nt	2:43.231		
3	1	Roy WALKER	AYR	GBR		2:49.249		
4	215	Jacob PORTER	NIRC	GBR		3:06.789		



## British National Short Track Championships

NIC, Nottingham, Great Britain

25th & 26th May 2014



### Distance Classification 1500 meter Junior Men

---

#	Name	Team	ISU	Fin	Time		
Final Group 1							
1	168	Farrell TREACY	MIRC <i>NT</i>	GBR	1	1-1	2:31.692
2	244	Jack BURROWS	NIRC <i>NT</i>	GBR	2	2-2	2:32.038
3	98	Aydin DJEMAL	ALD <i>NT</i>	GBR	3	3-1	2:32.786
4	101	Anthony CAST	ALD <i>NT</i>	GBR	4	4-2	2:36.280
5	212	Ethan TREACY	MIRC	GBR	5	5-3	2:41.246
6	1	Roy WALKER	AYR	GBR	6	6-3	2:44.530
Final Group 2							
7	215	Jacob PORTER	NIRC	GBR	1	1-4	2:47.774
8	284	Connor HULL	AYR	GBR	2	2-4	3:04.126



# British National Short Track Championships

NIC, Nottingham, Great Britain

25th & 26th May 2014



## Heats 500 meter Junior Men

---

### Race 42, Group 1 (1 of 2)

<i>Fin</i>	<i>Nr</i>	<i>Name</i>	<i>Abr</i>	<i>Nat</i>		<i>Time</i>	<i>Pnts</i>	>>
1	244	Jack BURROWS	NIRC	GBR	nt	46.077		
2	98	Aydin DJEMAL	ALD	GBR	nt	46.169		
3	215	Jacob PORTER	NIRC	GBR		46.377		
4	1	Roy WALKER	AYR	GBR		51.549		

### Race 43, Group 1 (2 of 2)

<i>Fin</i>	<i>Nr</i>	<i>Name</i>	<i>Abr</i>	<i>Nat</i>		<i>Time</i>	<i>Pnts</i>	>>
1	168	Farrell TREACY	MIRC	GBR	nt	46.034		
2	101	Anthony CAST	ALD	GBR	nt	48.104		
3	212	Ethan TREACY	MIRC	GBR		55.010		
4	284	Connor HULL	AYR	GBR		1:18.675		





# British National Short Track Championships

NIC, Nottingham, Great Britain

25th & 26th May 2014



## Distance Classification 500 meter Junior Men

#	Name	Team	ISU	Fin	Time	
Final Group 1						
1	168	Farrell TREACY	MIRC NT GBR	1	1-1	45.000
2	244	Jack BURROWS	NIRC NT GBR	2	2-1	45.170
3	98	Aydin DJEMAL	ALD NT GBR	3	3-2	45.354
4	101	Anthony CAST	ALD NT GBR	4	4-2	47.548
Final Group 2						
5	215	Jacob PORTER	NIRC GBR	1	1-3	46.377
6	284	Connor HULL	AYR GBR	2	2-4	52.318
7	212	Ethan TREACY	MIRC GBR	3	3-3	55.010
8	1	Roy WALKER	AYR GBR	4	4-4	51.549



# British National Short Track Championships

NIC, Nottingham, Great Britain

25th & 26th May 2014



## Heats 1000 meter Junior Men

---

### Race 77, Group 1 (1 of 2)

<i>Fin</i>	<i>Nr</i>	<i>Name</i>	<i>Abr</i>	<i>Nat</i>		<i>Time</i>	<i>Pnts</i>	>>
1	168	Farrell TREACY	MIRC	GBR	nt	1:45.464		
2	101	Anthony CAST	ALD	GBR	nt	1:45.560		
3	212	Ethan TREACY	MIRC	GBR		1:46.736		
4	284	Connor HULL	AYR	GBR		1:53.126		

### Race 78, Group 1 (2 of 2)

<i>Fin</i>	<i>Nr</i>	<i>Name</i>	<i>Abr</i>	<i>Nat</i>		<i>Time</i>	<i>Pnts</i>	>>
1	244	Jack BURROWS	NIRC	GBR	nt	1:41.037		
2	98	Aydin DJEMAL	ALD	GBR	nt	1:41.149		
3	215	Jacob PORTER	NIRC	GBR		1:43.375		
4	1	Roy WALKER	AYR	GBR		1:47.261		



# British National Short Track Championships

NIC, Nottingham, Great Britain

25th & 26th May 2014



## Distance Classification 1000 meter Junior Men

#	Name	Team	ISU	Fin		Time		
Final Group 1								
1	168	Farrell TREACY	MIRC	NT	GBR	1	1-1	1:40.315
2	244	Jack BURROWS	NIRC	NT	GBR	2	2-1	1:40.359
3	98	Aydin DJEMAL	ALD	NT	GBR	3	3-2	1:40.577
4	101	Anthony CAST	ALD	NT	GBR	4	4-2	1:41.515
Final Group 2								
5	215	Jacob PORTER	NIRC		GBR	1	1-3	1:41.864
6	212	Ethan TREACY	MIRC		GBR	2	2-3	1:42.284
7	1	Roy WALKER	AYR		GBR	3	3-4	1:45.356
8	284	Connor HULL	AYR		GBR	4	4-4	1:51.350



## British National Short Track Championships

NIC, Nottingham, Great Britain

25th & 26th May 2014



### Overall Classification Junior Men

	#	Name	Team	ISU	FP	CDR		time
1	168	Farrell TREACY	MIRC	NT GBR	102	3	1-1-1	2:31.692
2	244	Jack BURROWS	NIRC	NT GBR	63	6	2-2-2	2:32.038
3	98	Aydin DJEMAL	ALD	NT GBR	39	9	3-3-3	2:32.786
4	101	Anthony CAST	ALD	NT GBR	24	12	4-4-4	2:36.280
5	212	Ethan TREACY	MIRC	GBR	5	18	5-7-6	2:41.246
6	1	Roy WALKER	AYR	GBR	3	21	6-8-7	2:44.530
7	215	Jacob PORTER	NIRC	GBR		17	7-5-5	2:47.774
8	284	Connor HULL	AYR	GBR		22	8-6-8	3:04.126



## British National Short Track Championships

NIC, Nottingham, Great Britain

25th & 26th May 2014



### List of Competitors

---

#### Junior Ladies

45	THOMSON	Kathryn	AYR	GBR	STGBR22601199601
234	PICKERING	Jennifer	NIRC	GBR	STGBR22202199701
281	SHANAHAN	Georgia	NIRC	GBR	STGBR20208199701



British National Short Track Championships

NIC, Nottingham, Great Britain

25th & 26th May 2014



**Qualification**

---

**Junior Ladies**

( 3 competitors)

---

May 25, 2014

16:53 29 1 Final 1500 \_\_\_\_\_ qualify for Final 500 Group 1

---

18:43 53 1 Final 500 \_\_\_\_\_ qualify for Heats 1000 Group 1

---

May 26, 2014

12:51 98 1 Final 1000

1500

*Final*

A ( 1)

500

*Final*

A ( 1)

1000

*Final*

A ( 1)



# British National Short Track Championships

NIC, Nottingham, Great Britain

25th & 26th May 2014



## Distance Classification 1500 meter Junior Ladies

---

	#	Name	Team	ISU	Fin		Time		
Final Group 1									
	1	45	Kathryn THOMSON	AYR	<i>NT</i>	GBR	1	1	2:55.137
	2	234	Jennifer PICKERING	NIRC	<i>NT</i>	GBR	2	2	2:55.439
	3	281	Georgia SHANAHAN	NIRC		GBR	3	3	2:56.387



# British National Short Track Championships

NIC, Nottingham, Great Britain

25th & 26th May 2014



## Distance Classification 500 meter Junior Ladies

---

	#	Name	Team	ISU	Fin		Time
Final Group 1							
	1	45 Kathryn THOMSON	AYR	<i>NT</i> GBR	1	1	48.580
	2	281 Georgia SHANAHAN	NIRC	GBR	2	2	51.098
	3	234 Jennifer PICKERING	NIRC	<i>NT</i> GBR	3	3	1:15.068





# British National Short Track Championships

NIC, Nottingham, Great Britain

25th & 26th May 2014



## Distance Classification 1000 meter Junior Ladies

---

	#	Name	Team	ISU	Fin		Time		
Final Group 1									
	1	45	Kathryn THOMSON	AYR	<i>NT</i>	GBR	1	1	1:43.646
	2	234	Jennifer PICKERING	NIRC	<i>NT</i>	GBR	2	2	1:43.838
	3	281	Georgia SHANAHAN	NIRC		GBR	3	3	1:44.046



# British National Short Track Championships

NIC, Nottingham, Great Britain

25th & 26th May 2014



## Overall Classification Junior Ladies

---

	#	Name	Team	ISU	FP	CDR		time
1	45	Kathryn THOMSON	AYR	NT GBR	102	3	1-1-1	2:55.137
2	234	Jennifer PICKERING	NIRC	NT GBR	55	7	2-3-2	2:55.439
3	281	Georgia SHANAHAN	NIRC	GBR	47	8	3-2-3	2:56.387



## British National Short Track Championships

NIC, Nottingham, Great Britain

25th & 26th May 2014



### List of Competitors

---

#### Juvenile Boys

53	MARTIN	Andrew	NIRC	GBR	STGBR12911199901
64	MACKAY	Michael	AYR	GBR	TBC
147	COLLINS	Alex	ALD	GBR	STGBR13107199801
175	STURCH	Callum	MIRC	GBR	STGBR12704200001



British National Short Track Championships

NIC, Nottingham, Great Britain

25th & 26th May 2014



**Qualification**

---

**Juvenile Boys**

( 4 competitors)

---

May 25, 2014

16:09 21 1 Final 1000 \_\_\_\_\_ qualify for Heats 500 Group 1

---

18:40 52 1 Final 500 \_\_\_\_\_ qualify for Final 777 Group 1

---

May 26, 2014

12:04 89 1 Final 777

1000

*Final*

A ( 1)

500

*Final*

A ( 1)

777

*Final*

A ( 1)



# British National Short Track Championships

NIC, Nottingham, Great Britain

25th & 26th May 2014



## Distance Classification 1000 meter Juvenile Boys

---

	#	Name	Team	ISU	Fin		Time	
Final Group 1								
	1	175	Callum STURCH	MIRC	GBR	1	1	1:43.966
	2	53	Andrew MARTIN	NIRC	GBR	2	2	1:57.738
	3	147	Alex COLLINS	ALD	GBR	3	3	2:08.668
	4	64	Michael MACKAY	AYR	GBR	4	4	2:09.300



# British National Short Track Championships

NIC, Nottingham, Great Britain

25th & 26th May 2014



## Distance Classification 500 meter Juvenile Boys

---

#	Name	Team	ISU	Fin		Time	
Final Group 1							
1	175	Callum STURCH	MIRC	GBR	1	1	49.748
2	147	Alex COLLINS	ALD	GBR	2	2	58.114
3	53	Andrew MARTIN	NIRC	GBR	3	3	58.646
4	64	Michael MACKAY	AYR	GBR	4	4	1:07.074



# British National Short Track Championships

NIC, Nottingham, Great Britain

25th & 26th May 2014



## Distance Classification 777 meter Juvenile Boys

---

	#	Name	Team	ISU	Fin		Time	
Final Group 1								
	1	175	Callum STURCH	MIRC	GBR	1	1	1:21.684
	2	147	Alex COLLINS	ALD	GBR	2	2	1:28.886
	3	53	Andrew MARTIN	NIRC	GBR	3	3	1:29.010
	4	64	Michael MACKAY	AYR	GBR	4	4	1:45.992



## British National Short Track Championships

NIC, Nottingham, Great Britain

25th & 26th May 2014



### Overall Classification Juvenile Boys

	#	Name	Team	ISU	FP	CDR		time
1	175	Callum STURCH	MIRC	GBR	102	3	1-1-1	1:43.966
2	147	Alex COLLINS	ALD	GBR	55	7	3-2-2	2:08.668
3	53	Andrew MARTIN	NIRC	GBR	47	8	2-3-3	1:57.738
4	64	Michael MACKAY	AYR	GBR	24	12	4-4-4	2:09.300





## British National Short Track Championships

NIC, Nottingham, Great Britain

25th & 26th May 2014



### List of Competitors

---

#### Juvenile Girls

95	ROBERTS	Isabelle	NIRC	GBR	STGBR20701199901
129	LINDSAY	Bethan	ALD	GBR	STGBR22506199901
152	HULL	Rebecca	AYR	GBR	STGBR20211199901
207	URQUHART	Jessica	NIRC	GBR	STGBR20710199801
246	DJEMAL	Jeyda	ALD	GBR	STGBR21407199801
252	TURNER	Tanith	ALD	GBR	STGBR20409199901
286	HAYWARD	Charlotte	MIRC	GBR	STGBR20207199901



**British National Short Track Championships**

**NIC, Nottingham, Great Britain**

**25th & 26th May 2014**



**Qualification**

**Juvenile Girls**

( 7 competitors)

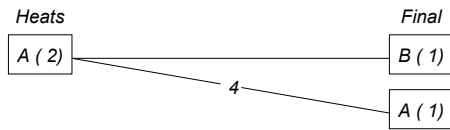
May 25, 2014

15:01	7 - 8	2	Heats	1000	2x1+2x2	qualify for Final 1000 Group 1 others continue in Final 1000 Group 2
16:00	19	1	Final	1000		qualify for Heats 500 Group 1
16:05	20	1	Final	1000		qualify for Heats 500 Group 1
17:50	40 - 41	2	Heats	500	2x1+2x2	qualify for Final 500 Group 1 others continue in Final 500 Group 2
18:33	50	1	Final	500		qualify for Heats 777 Group 1
18:36	51	1	Final	500		qualify for Heats 777 Group 1

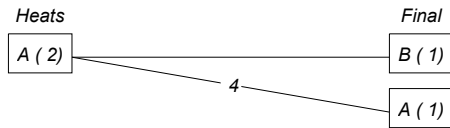
May 26, 2014

11:02	75 - 76	2	Heats	777	2x1+2x2	qualify for Final 777 Group 1 others continue in Final 777 Group 2
11:56	87	1	Final	777		
12:00	88	1	Final	777		

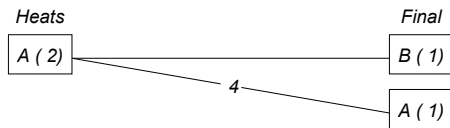
1000



500



777





# British National Short Track Championships

NIC, Nottingham, Great Britain

25th & 26th May 2014



## Heats 1000 meter Juvenile Girls

---

### Race 7, Group 1 (1 of 2)

<i>Fin</i>	<i>Nr</i>	<i>Name</i>	<i>Abr</i>	<i>Nat</i>	<i>Time</i>	<i>Pnts</i>	<i>&gt;&gt;</i>
1	207	Jessica URQUHART	NIRC	GBR	1:56.775		
2	246	Jeyda DJEMAL	ALD	GBR	1:57.589		
3	129	Bethan LINDSAY	ALD	GBR	1:58.759		
4	152	Rebecca HULL	AYR	GBR	2:11.803		

### Race 8, Group 1 (2 of 2)

<i>Fin</i>	<i>Nr</i>	<i>Name</i>	<i>Abr</i>	<i>Nat</i>	<i>Time</i>	<i>Pnts</i>	<i>&gt;&gt;</i>
1	95	Isabelle ROBERTS	NIRC	GBR	1:53.107		
2	252	Taniith TURNER	ALD	GBR	1:54.435		
3	286	Charlotte HAYWARD	MIRC	GBR	1:54.575		



# British National Short Track Championships

NIC, Nottingham, Great Britain

25th & 26th May 2014



## Distance Classification 1000 meter Juvenile Girls

#	Name	Team	ISU	Fin		Time	
Final Group 1							
1	95	Isabelle ROBERTS	NIRC	GBR	1	1-1	1:50.024
2	207	Jessica URQUHART	NIRC	GBR	2	2-1	1:51.092
3	252	Tanith TURNER	ALD	GBR	3	3-2	1:53.978
4	246	Jeyda DJEMAL	ALD	GBR	4	4-2	1:57.589
Final Group 2							
5	129	Bethan LINDSAY	ALD	GBR	1	1-3	1:58.759
6	286	Charlotte HAYWARD	MIRC	GBR	2	2-3	1:54.575
7	152	Rebecca HULL	AYR	GBR	3	3-4	2:11.803



# British National Short Track Championships

NIC, Nottingham, Great Britain

25th & 26th May 2014



## Heats 500 meter Juvenile Girls

---

### Race 40, Group 1 (1 of 2)

<i>Fin</i>	<i>Nr</i>	<i>Name</i>	<i>Abr</i>	<i>Nat</i>	<i>Time</i>	<i>Pnts</i>	<i>&gt;&gt;</i>
1	95	Isabelle ROBERTS	NIRC	GBR	50.161		
2	129	Bethan LINDSAY	ALD	GBR	51.047		
3	246	Jeyda DJEMAL	ALD	GBR	51.875		

### Race 41, Group 1 (2 of 2)

<i>Fin</i>	<i>Nr</i>	<i>Name</i>	<i>Abr</i>	<i>Nat</i>	<i>Time</i>	<i>Pnts</i>	<i>&gt;&gt;</i>
1	207	Jessica URQUHART	NIRC	GBR	50.033		
2	286	Charlotte HAYWARD	MIRC	GBR	50.777		
3	252	Taniith TURNER	ALD	GBR	50.891		
4	152	Rebecca HULL	AYR	GBR	59.261		



# British National Short Track Championships

NIC, Nottingham, Great Britain

25th & 26th May 2014



## Distance Classification 500 meter Juvenile Girls

#	Name	Team	ISU	Fin		Time	
Final Group 1							
1	95	Isabelle ROBERTS	NIRC	GBR	1	1-1	49.885
2	207	Jessica URQUHART	NIRC	GBR	2	2-1	49.937
3	129	Bethan LINDSAY	ALD	GBR	3	3-2	50.781
4	286	Charlotte HAYWARD	MIRC	GBR	4	4-2	50.777
Final Group 2							
5	246	Jeyda DJEMAL	ALD	GBR	1	1-3	51.875
6	252	Tanith TURNER	ALD	GBR	2	2-3	50.891
7	152	Rebecca HULL	AYR	GBR	3	3-4	59.094



# British National Short Track Championships

NIC, Nottingham, Great Britain

25th & 26th May 2014



## Heats 777 meter Juvenile Girls

---

### Race 75, Group 1 (1 of 2)

<i>Fin</i>	<i>Nr</i>	<i>Name</i>	<i>Abr</i>	<i>Nat</i>	<i>Time</i>	<i>Pnts</i>	>>
1	95	Isabelle ROBERTS	NIRC	GBR	1:21.991		
2	252	Taniith TURNER	ALD	GBR	1:22.679		
3	246	Jeyda DJEMAL	ALD	GBR	1:24.537		

### Race 76, Group 1 (2 of 2)

<i>Fin</i>	<i>Nr</i>	<i>Name</i>	<i>Abr</i>	<i>Nat</i>	<i>Time</i>	<i>Pnts</i>	>>
1	207	Jessica URQUHART	NIRC	GBR	1:21.959		
2	152	Rebecca HULL	AYR	GBR	1:37.481		
3	129	Bethan LINDSAY	ALD	GBR	1:55.375		adv
p	286	Charlotte HAYWARD	MIRC	GBR	--		penalty



# British National Short Track Championships

NIC, Nottingham, Great Britain

25th & 26th May 2014



## Distance Classification 777 meter Juvenile Girls

#	Name	Team	ISU	Fin		Time	
Final Group 1							
1	207	Jessica URQUHART	NIRC	GBR	1	1-1	1:20.251
2	95	Isabelle ROBERTS	NIRC	GBR	2	2-1	1:20.543
3	252	Tanith TURNER	ALD	GBR	3	3-2	1:22.481
4	152	Rebecca HULL	AYR	GBR	4	4-2	1:37.481
5	129	Bethan LINDSAY	ALD	GBR	P	P-3	1:55.375
Final Group 2							
6	286	Charlotte HAYWARD	MIRC	GBR	1	1-P	1:42.071
7	246	Jeyda DJEMAL	ALD	GBR	2	2-3	1:24.537





## British National Short Track Championships

NIC, Nottingham, Great Britain

25th & 26th May 2014



### Overall Classification Juvenile Girls

	#	Name	Team	ISU	FP	CDR		time
1	95	Isabelle ROBERTS	NIRC	GBR	89	4	1-1-2	1:50.024
2	207	Jessica URQUHART	NIRC	GBR	76	5	2-2-1	1:51.092
3	252	Tanith TURNER	ALD	GBR	26	12	3-6-3	1:53.978
4	129	Bethan LINDSAY	ALD	GBR	13	13	5-3-5	1:58.759
5	246	Jeyda DJEMAL	ALD	GBR	8	16	4-5-7	1:57.589
6	286	Charlotte HAYWARD	MIRC	GBR	8	16	6-4-6	1:54.575
7	152	Rebecca HULL	AYR	GBR	8	18	7-7-4	2:11.803



## British National Short Track Championships

NIC, Nottingham, Great Britain

25th & 26th May 2014



### List of Competitors

---

#### Pee Wee Boys

49	ROSS-WADDELL	Kyle	NIRC	GBR	STGBR10710200101
143	DAVIDSON	Joshua	AYR	GBR	TBC
195	BOON	Elliot	ALD	GBR	STGBR11511200001
250	TREACY	Niall	MIRC	GBR	STGBR12007200001



# British National Short Track Championships

NIC, Nottingham, Great Britain

25th & 26th May 2014



## Qualification

### Pee Wee Boys

( 4 competitors)

May 25, 2014

15:57 18 1 Final 777 \_\_\_\_\_ qualify for Final 333 Group 1

May 26, 2014

10:10 63 1 Final 333 \_\_\_\_\_ qualify for Final 500 Group 1

11:53 86 1 Final 500

777

*Final*

A ( 1)

333

*Final*

A ( 1)

500

*Final*

A ( 1)



# British National Short Track Championships

NIC, Nottingham, Great Britain

25th & 26th May 2014



## Distance Classification 777 meter Pee Wee Boys

---

	#	Name	Team	ISU	Fin		Time
Final Group 1							
	1	250 Niall TREACY	MIRC	GBR	1	1	1:25.096
	2	49 Kyle ROSS-WADDELL	NIRC	GBR	2	2	1:35.960
	3	195 Elliot BOON	ALD	GBR	3	3	1:46.354
	4	143 Joshua DAVIDSON	AYR	GBR	4	4	1:48.446



# British National Short Track Championships

NIC, Nottingham, Great Britain

25th & 26th May 2014



## Distance Classification 333 meter Pee Wee Boys

---

	#	Name	Team	ISU	Fin		Time
Final Group 1							
	1	250 Niall TREACY	MIRC	GBR	1	1	35.087
	2	49 Kyle ROSS-WADDELL	NIRC	GBR	2	2	37.523
	3	195 Elliot BOON	ALD	GBR	3	3	38.567
	4	143 Joshua DAVIDSON	AYR	GBR	4	4	41.317



# British National Short Track Championships

NIC, Nottingham, Great Britain

25th & 26th May 2014



## Distance Classification 500 meter Pee Wee Boys

---

#	Name	Team	ISU	Fin	Time	
Final Group 1						
1	250 Niall TREACY	MIRC	GBR	1	1	51.972
2	143 Joshua DAVIDSON	AYR	GBR	2	2	1:02.130
3	49 Kyle ROSS-WADDELL	NIRC	GBR	3	3	1:03.138
4	195 Elliot BOON	ALD	GBR	4	4	1:05.562



# British National Short Track Championships

NIC, Nottingham, Great Britain

25th & 26th May 2014



## Overall Classification Pee Wee Boys

---

	#	Name	Team	ISU	FP	CDR		time
1	250	Niall TREACY	MIRC	GBR	102	3	1-1-1	1:25.096
2	49	Kyle ROSS-WADDELL	NIRC	GBR	55	7	2-2-3	1:35.960
3	143	Joshua DAVIDSON	AYR	GBR	37	10	4-4-2	1:48.446
4	195	Elliot BOON	ALD	GBR	34	10	3-3-4	1:46.354



## British National Short Track Championships

NIC, Nottingham, Great Britain

25th & 26th May 2014



### List of Competitors

---

#### Pee Wee Girls

131	JOHNSTON	Deborah	AYR	GBR	STGBR20211200101
255	WEEDON	Olivia	ALD	GBR	STGBR23003200201
274	HOYLAND	Holly	NIRC	GBR	STGBR20412200001





British National Short Track Championships

NIC, Nottingham, Great Britain

25th & 26th May 2014



**Qualification**

---

**Pee Wee Girls**

( 3 competitors)

---

May 25, 2014

15:53 17 1 Final 777 \_\_\_\_\_ qualify for Final 333 Group 1

---

May 26, 2014

10:07 62 1 Final 333 \_\_\_\_\_ qualify for Final 500 Group 1

---

11:50 85 1 Final 500

777

*Final*

A ( 1)

333

*Final*

A ( 1)

500

*Final*

A ( 1)



# British National Short Track Championships

NIC, Nottingham, Great Britain

25th & 26th May 2014



## Distance Classification 777 meter Pee Wee Girls

---

	#	Name	Team	ISU	Fin		Time	
Final Group 1								
	1	274	Holly HOYLAND	NIRC	GBR	1	1	1:29.089
	2	255	Olivia WEEDON	ALD	GBR	2	2	1:29.407
	3	131	Deborah JOHNSTON	AYR	GBR	3	3	1:58.821



# British National Short Track Championships

NIC, Nottingham, Great Britain

25th & 26th May 2014



## Distance Classification 333 meter Pee Wee Girls

---

	#	Name	Team	ISU	Fin		Time	
Final Group 1								
	1	255	Olivia WEEDON	ALD	GBR	1	1	37.099
	2	274	Holly HOYLAND	NIRC	GBR	2	2	37.265
	3	131	Deborah JOHNSTON	AYR	GBR	3	3	42.650



# British National Short Track Championships

NIC, Nottingham, Great Britain

25th & 26th May 2014



## Distance Classification 500 meter Pee Wee Girls

---

	#	Name	Team	ISU	Fin		Time	
Final Group 1								
	1	274	Holly HOYLAND	NIRC	GBR	1	1	55.675
	2	255	Olivia WEEDON	ALD	GBR	2	2	56.047
	3	131	Deborah JOHNSTON	AYR	GBR	3	3	1:04.733



# British National Short Track Championships

NIC, Nottingham, Great Britain

25th & 26th May 2014



## Overall Classification Pee Wee Girls

	#	Name	Team	ISU	FP	CDR		time
1	274	Holly HOYLAND	NIRC	GBR	89	4	1-2-1	1:29.089
2	255	Olivia WEEDON	ALD	GBR	76	5	2-1-2	1:29.407
3	131	Deborah JOHNSTON	AYR	GBR	39	9	3-3-3	1:58.821



## British National Short Track Championships

NIC, Nottingham, Great Britain

25th & 26th May 2014



### List of Competitors

---

#### Pee Wee 2

20	ROCKET	Max	NIRC	GBR	TBC
21	HOW	Lewis	NIRC	GBR	STGBR13009200501
41	POLAK	Freddie	NIRC	GBR	STGBR11711200601
61	JOHNSTON	Lorna	AYR	GBR	TBC
67	MADKINS	Antony	MIRC	GBR	TBC
69	LATHWELL-WATTS	Helena	ALT	GBR	TBC
139	RAIZADA	Isaac	NIRC	GBR	STGBR13008200301
146	HURLEY	Isaac	NIRC	GBR	STGBR12211200201
257	DJEMAL	Nayla	ALD	GBR	STGBR21607200201
264	HAREWOOD-SOOS	Coral	NIRC	GBR	STGBR22307200401
265	HILL	Adam	MIRC	GBR	STGBR10512200401
283	URQUHART	Jack	NIRC	GBR	STGBR13008200201
290	COLLINS	Theo	ALD	GBR	STGBR10511200301
302	ROBERTSON	Sophie	NIRC	GBR	STGBR21310200301

## Qualification

### Pee Wee 2

( 14 competitors)

May 25, 2014

14:42	1 - 3	3	Heats	500	3x1+3x2 + 2x3	qualify for Semi Final 500 Group 1 others continue in Semi Final 500 Group 2
15:32	11 - 12	2	Semi Final	500	2x1+2x2	qualify for Final 500 Group 3 others continue in Final 500 Group 4
15:38	13 - 14	2	Semi Final	500	2x1+2x2	qualify for Final 500 Group 1 others continue in Final 500 Group 2
16:28	22	1	Final	500		qualify for Heats 222 Group 1
16:31	23	1	Final	500		qualify for Heats 222 Group 1
16:34	24	1	Final	500		qualify for Heats 222 Group 1
16:38	25	1	Final	500		qualify for Heats 222 Group 1

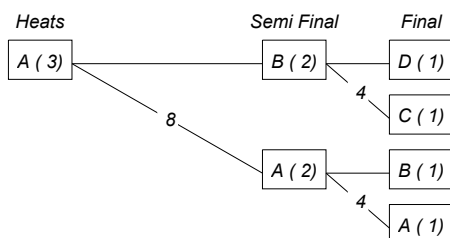
17:35	34 - 36	3	Heats	222	3x1+3x2 + 2x3	qualify for Semi Final 222 Group 1 others continue in Semi Final 222 Group 2
18:16	44 - 45	2	Semi Final	222	2x1+2x2	qualify for Final 222 Group 3 others continue in Final 222 Group 4
18:22	46 - 47	2	Semi Final	222	2x1+2x2	qualify for Final 222 Group 1 others continue in Final 222 Group 2

May 26, 2014

09:56	58	1	Final	222		qualify for Heats 333 Group 1
09:58	59	1	Final	222		qualify for Heats 333 Group 1
10:01	60	1	Final	222		qualify for Heats 333 Group 1
10:04	61	1	Final	222		qualify for Heats 333 Group 1

10:44	69 - 71	3	Heats	333	3x1+3x2 + 2x3	qualify for Semi Final 333 Group 1 others continue in Semi Final 333 Group 2
11:31	79 - 80	2	Semi Final	333	2x1+2x2	qualify for Final 333 Group 3 others continue in Final 333 Group 4
11:37	81 - 82	2	Semi Final	333	2x1+2x2	qualify for Final 333 Group 1 others continue in Final 333 Group 2
12:27	91	1	Final	333		
12:30	92	1	Final	333		
12:33	93	1	Final	333		
12:36	94	1	Final	333		

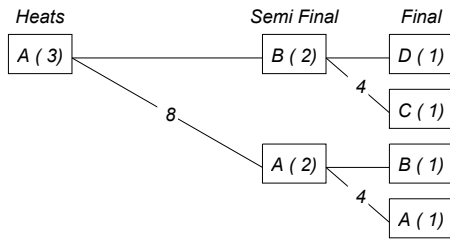
500



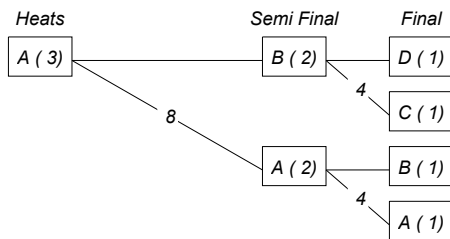
**Qualification**

---

222



333





## Heats 500 meter Pee Wee 2

---

### Race 1, Group 1 (1 of 3)

<i>Fin</i>	<i>Nr</i>	<i>Name</i>	<i>Abr</i>	<i>Nat</i>	<i>Time</i>	<i>Pnts</i>	>>
1	283	Jack URQUHART	NIRC	GBR	57.401		
2	139	Isaac RAIZADA	NIRC	GBR	1:04.321		
3	69	Helena LATHWELL-WATTS	ALT	GBR	1:08.725		
4	21	Lewis HOW	NIRC	GBR	1:12.701		
5	61	Lorna JOHNSTON	AYR	GBR	1:23.041		

### Race 2, Group 1 (2 of 3)

<i>Fin</i>	<i>Nr</i>	<i>Name</i>	<i>Abr</i>	<i>Nat</i>	<i>Time</i>	<i>Pnts</i>	>>
1	265	Adam HILL	MIRC	GBR	58.612		
2	257	Nayla DJEMAL	ALD	GBR	1:00.424		
3	41	Freddie POLAK	NIRC	GBR	1:11.296		
4	264	Coral HAREWOOD-SOOS	NIRC	GBR	1:13.270		

### Race 3, Group 1 (3 of 3)

<i>Fin</i>	<i>Nr</i>	<i>Name</i>	<i>Abr</i>	<i>Nat</i>	<i>Time</i>	<i>Pnts</i>	>>
1	290	Theo COLLINS	ALD	GBR	56.979		
2	146	Isaac HURLEY	NIRC	GBR	1:03.641		
3	67	Antony MADKINS	MIRC	GBR	1:06.443		
4	20	Max ROCKET	NIRC	GBR	1:07.303		
5	302	Sophie ROBERTSON	NIRC	GBR	1:07.493		

## Semi Final 500 meter Pee Wee 2

---

### Race 11, Group 2 (1 of 2)

<i>Fin</i>	<i>Nr</i>	<i>Name</i>	<i>Abr</i>	<i>Nat</i>	<i>Time</i>	<i>Pnts</i>	>>
1	302	Sophie ROBERTSON	NIRC	GBR	1:08.697		
2	41	Freddie POLAK	NIRC	GBR	1:12.143		
3	264	Coral HAREWOOD-SOOS	NIRC	GBR	1:13.501		



# British National Short Track Championships

NIC, Nottingham, Great Britain

25th & 26th May 2014



## Semi Final 500 meter Pee Wee 2 (continued)

---

### Race 12, Group 2 (2 of 2)

<i>Fin</i>	<i>Nr</i>	<i>Name</i>	<i>Abr</i>	<i>Nat</i>	<i>Time</i>	<i>Pnts</i>	<i>&gt;&gt;</i>
1	20	Max ROCKET	NIRC	GBR	1:08.702		
2	21	Lewis HOW	NIRC	GBR	1:29.608		
3	61	Lorna JOHNSTON	AYR	GBR	1:34.058		

### Race 13, Group 1 (1 of 2)

<i>Fin</i>	<i>Nr</i>	<i>Name</i>	<i>Abr</i>	<i>Nat</i>	<i>Time</i>	<i>Pnts</i>	<i>&gt;&gt;</i>
1	283	Jack URQUHART	NIRC	GBR	56.923		
2	265	Adam HILL	MIRC	GBR	58.739		
3	139	Isaac RAIZADA	NIRC	GBR	1:01.003		
4	67	Antony MADKINS	MIRC	GBR	1:07.613		

### Race 14, Group 1 (2 of 2)

<i>Fin</i>	<i>Nr</i>	<i>Name</i>	<i>Abr</i>	<i>Nat</i>	<i>Time</i>	<i>Pnts</i>	<i>&gt;&gt;</i>
1	290	Theo COLLINS	ALD	GBR	55.979		
2	257	Nayla DJEMAL	ALD	GBR	1:02.703		
3	146	Isaac HURLEY	NIRC	GBR	1:04.233		
4	69	Helena LATHWELL-WATTS	ALT	GBR	1:15.719		



# British National Short Track Championships

NIC, Nottingham, Great Britain

25th & 26th May 2014



## Distance Classification 500 meter Pee Wee 2

#	Name	Team	ISU	Fin		Time
Final Group 1						
1	290 Theo COLLINS	ALD	GBR	1	1-1-1	55.979
2	265 Adam HILL	MIRC	GBR	2	2-2-1	58.612
3	283 Jack URQUHART	NIRC	GBR	3	3-1-1	56.923
4	257 Nayla DJEMAL	ALD	GBR	4	4-2-2	1:00.424
Final Group 2						
5	139 Isaac RAIZADA	NIRC	GBR	1	1-3-2	1:01.003
6	146 Isaac HURLEY	NIRC	GBR	2	2-3-2	1:03.641
7	69 Helena LATHWELL-WATTS	ALT	GBR	3	3-4-3	1:05.850
8	67 Antony MADKINS	MIRC	GBR	4	4-4-3	1:06.443
Final Group 3						
9	20 Max ROCKET	NIRC	GBR	1	1-1-4	1:07.152
10	302 Sophie ROBERTSON	NIRC	GBR	2	2-1-5	1:07.493
11	41 Freddie POLAK	NIRC	GBR	3	3-2-3	1:11.296
12	21 Lewis HOW	NIRC	GBR	4	4-2-4	1:12.701
Final Group 4						
13	264 Coral HAREWOOD-SOOS	NIRC	GBR	1	1-3-4	1:13.270
14	61 Lorna JOHNSTON	AYR	GBR	2	2-3-5	1:23.041

## Heats 222 meter Pee Wee 2

### Race 34, Group 1 (1 of 3)

<i>Fin</i>	<i>Nr</i>	<i>Name</i>	<i>Abr</i>	<i>Nat</i>	<i>Time</i>	<i>Pnts</i>	>>
1	290	Theo COLLINS	ALD	GBR	26.395		
2	146	Isaac HURLEY	NIRC	GBR	29.465		
3	69	Helena LATHWELL-WATTS	ALT	GBR	30.351		
4	21	Lewis HOW	NIRC	GBR	31.525		
5	264	Coral HAREWOOD-SOOS	NIRC	GBR	31.925		

### Race 35, Group 1 (2 of 3)

<i>Fin</i>	<i>Nr</i>	<i>Name</i>	<i>Abr</i>	<i>Nat</i>	<i>Time</i>	<i>Pnts</i>	>>
1	283	Jack URQUHART	NIRC	GBR	26.801		
2	257	Nayla DJEMAL	ALD	GBR	28.825		
3	20	Max ROCKET	NIRC	GBR	30.227		
4	302	Sophie ROBERTSON	NIRC	GBR	31.833		

### Race 36, Group 1 (3 of 3)

<i>Fin</i>	<i>Nr</i>	<i>Name</i>	<i>Abr</i>	<i>Nat</i>	<i>Time</i>	<i>Pnts</i>	>>
1	265	Adam HILL	MIRC	GBR	27.046		
2	139	Isaac RAIZADA	NIRC	GBR	28.096		
3	67	Antony MADKINS	MIRC	GBR	30.348		
4	41	Freddie POLAK	NIRC	GBR	31.390		
5	61	Lorna JOHNSTON	AYR	GBR	32.486		

## Semi Final 222 meter Pee Wee 2

### Race 44, Group 2 (1 of 2)

<i>Fin</i>	<i>Nr</i>	<i>Name</i>	<i>Abr</i>	<i>Nat</i>	<i>Time</i>	<i>Pnts</i>	>>
1	69	Helena LATHWELL-WATTS	ALT	GBR	30.465		
2	264	Coral HAREWOOD-SOOS	NIRC	GBR	32.305		
3	21	Lewis HOW	NIRC	GBR	32.511		

### Race 45, Group 2 (2 of 2)

<i>Fin</i>	<i>Nr</i>	<i>Name</i>	<i>Abr</i>	<i>Nat</i>	<i>Time</i>	<i>Pnts</i>	>>
1	302	Sophie ROBERTSON	NIRC	GBR	30.672		
2	41	Freddie POLAK	NIRC	GBR	31.210		
3	61	Lorna JOHNSTON	AYR	GBR	31.518		



# British National Short Track Championships

NIC, Nottingham, Great Britain

25th & 26th May 2014



## Semi Final 222 meter Pee Wee 2 (continued)

---

### Race 46, Group 1 (1 of 2)

<i>Fin</i>	<i>Nr</i>	<i>Name</i>	<i>Abr</i>	<i>Nat</i>	<i>Time</i>	<i>Pnts</i>	<i>&gt;&gt;</i>
1	290	Theo COLLINS	ALD	GBR	26.050		
2	257	Nayla DJEMAL	ALD	GBR	27.564		
3	139	Isaac RAIZADA	NIRC	GBR	27.838		
4	67	Antony MADKINS	MIRC	GBR	29.920		

### Race 47, Group 1 (2 of 2)

<i>Fin</i>	<i>Nr</i>	<i>Name</i>	<i>Abr</i>	<i>Nat</i>	<i>Time</i>	<i>Pnts</i>	<i>&gt;&gt;</i>
1	283	Jack URQUHART	NIRC	GBR	27.030		
2	265	Adam HILL	MIRC	GBR	27.654		
3	146	Isaac HURLEY	NIRC	GBR	29.244		
4	20	Max ROCKET	NIRC	GBR	29.864		



# British National Short Track Championships

NIC, Nottingham, Great Britain

25th & 26th May 2014



## Distance Classification 222 meter Pee Wee 2

#	Name	Team	ISU	Fin		Time
Final Group 1						
1	290 Theo COLLINS	ALD	GBR	1	1-1-1	25.003
2	283 Jack URQUHART	NIRC	GBR	2	2-1-1	25.353
3	265 Adam HILL	MIRC	GBR	3	3-2-1	26.799
4	257 Nayla DJEMAL	ALD	GBR	4	4-2-2	27.459
Final Group 2						
5	139 Isaac RAIZADA	NIRC	GBR	1	1-3-2	27.838
6	67 Antony MADKINS	MIRC	GBR	2	2-4-3	29.557
7	146 Isaac HURLEY	NIRC	GBR	3	3-3-2	29.244
8	20 Max ROCKET	NIRC	GBR	4	4-4-3	29.864
Final Group 3						
9	69 Helena LATHWELL-WATTS	ALT	GBR	1	1-1-3	29.985
10	302 Sophie ROBERTSON	NIRC	GBR	2	2-1-4	30.183
11	264 Coral HAREWOOD-SOOS	NIRC	GBR	3	3-2-5	31.925
12	41 Freddie POLAK	NIRC	GBR	4	4-2-4	31.210
Final Group 4						
13	61 Lorna JOHNSTON	AYR	GBR	1	1-3-5	30.695
14	21 Lewis HOW	NIRC	GBR	NF	NF-3-4	31.525

## Heats 333 meter Pee Wee 2

### Race 69, Group 1 (1 of 3)

Fin	Nr	Name	Abr	Nat	Time	Pnts	>>
1	283	Jack URQUHART	NIRC	GBR	38.200		
2	139	Isaac RAIZADA	NIRC	GBR	42.202		
3	69	Helena LATHWELL-WATTS	ALT	GBR	43.934		
4	61	Lorna JOHNSTON	AYR	GBR	45.040		
5	41	Freddie POLAK	NIRC	GBR	48.328		

### Race 70, Group 1 (2 of 3)

Fin	Nr	Name	Abr	Nat	Time	Pnts	>>
1	290	Theo COLLINS	ALD	GBR	37.010		
2	146	Isaac HURLEY	NIRC	GBR	42.926		
3	21	Lewis HOW	NIRC	GBR	48.294		
4	67	Antony MADKINS	MIRC	GBR	50.236		
5	264	Coral HAREWOOD-SOOS	NIRC	GBR	57.390		

### Race 71, Group 1 (3 of 3)

Fin	Nr	Name	Abr	Nat	Time	Pnts	>>
1	265	Adam HILL	MIRC	GBR	39.723		
2	257	Nayla DJEMAL	ALD	GBR	41.533		
3	302	Sophie ROBERTSON	NIRC	GBR	45.299		
4	20	Max ROCKET	NIRC	GBR	45.629		

## Semi Final 333 meter Pee Wee 2

### Race 79, Group 2 (1 of 2)

Fin	Nr	Name	Abr	Nat	Time	Pnts	>>
1	21	Lewis HOW	NIRC	GBR	45.658		
2	20	Max ROCKET	NIRC	GBR	52.134		
p	264	Coral HAREWOOD-SOOS	NIRC	GBR	--		penalty

### Race 80, Group 2 (2 of 2)

Fin	Nr	Name	Abr	Nat	Time	Pnts	>>
1	67	Antony MADKINS	MIRC	GBR	44.417		
2	61	Lorna JOHNSTON	AYR	GBR	1:28.511		
p	41	Freddie POLAK	NIRC	GBR	--		penalty

### Race 81, Group 1 (1 of 2)

Fin	Nr	Name	Abr	Nat	Time	Pnts	>>
1	290	Theo COLLINS	ALD	GBR	37.231		
2	257	Nayla DJEMAL	ALD	GBR	40.189		
3	139	Isaac RAIZADA	NIRC	GBR	40.273		
4	302	Sophie ROBERTSON	NIRC	GBR	43.851		



British National Short Track Championships

NIC, Nottingham, Great Britain

25th & 26th May 2014



**Semi Final 333 meter Pee Wee 2 (continued)**

---

**Race 82, Group 1 (2 of 2)**

<i>Fin</i>	<i>Nr</i>	<i>Name</i>	<i>Abr</i>	<i>Nat</i>	<i>Time</i>	<i>Pnts</i>	<i>&gt;&gt;</i>
1	283	Jack URQUHART	NIRC	GBR	38.032		
2	265	Adam HILL	MIRC	GBR	40.120		
3	69	Helena LATHWELL-WATTS	ALT	GBR	43.092		
4	146	Isaac HURLEY	NIRC	GBR	43.532		





# British National Short Track Championships

NIC, Nottingham, Great Britain

25th & 26th May 2014



## Distance Classification 333 meter Pee Wee 2

#	Name	Team	ISU	Fin		Time
Final Group 1						
1	290 Theo COLLINS	ALD	GBR	1	1-1-1	37.010
2	283 Jack URQUHART	NIRC	GBR	2	2-1-1	37.805
3	265 Adam HILL	MIRC	GBR	3	3-2-1	39.723
4	257 Nayla DJEMAL	ALD	GBR	4	4-2-2	40.189
Final Group 2						
5	139 Isaac RAIZADA	NIRC	GBR	1	1-3-2	40.273
6	302 Sophie ROBERTSON	NIRC	GBR	2	2-4-3	42.913
7	69 Helena LATHWELL-WATTS	ALT	GBR	3	3-3-3	43.092
8	146 Isaac HURLEY	NIRC	GBR	4	4-4-2	42.926
Final Group 3						
9	67 Antony MADKINS	MIRC	GBR	1	1-1-4	43.644
10	21 Lewis HOW	NIRC	GBR	2	2-1-3	45.658
11	20 Max ROCKET	NIRC	GBR	3	3-2-4	45.629
12	61 Lorna JOHNSTON	AYR	GBR	4	4-2-4	45.040
Final Group 4						
13	41 Freddie POLAK	NIRC	GBR	1	1-P-5	47.489
14	264 Coral HAREWOOD-SOOS	NIRC	GBR	2	2-P-5	47.681



# British National Short Track Championships

NIC, Nottingham, Great Britain

25th & 26th May 2014



## Overall Classification Pee Wee 2

	#	Name	Team	ISU	FP	CDR		time
1	290	Theo COLLINS	ALD	GBR	102	3	1-1-1	55.979
2	283	Jack URQUHART	NIRC	GBR	55	7	3-2-2	56.923
3	265	Adam HILL	MIRC	GBR	47	8	2-3-3	58.612
4	257	Nayla DJEMAL	ALD	GBR	24	12	4-4-4	1:00.424
5	139	Isaac RAIZADA	NIRC	GBR		15	5-5-5	1:01.003
6	146	Isaac HURLEY	NIRC	GBR		21	6-7-8	1:03.641
7	67	Antony MADKINS	MIRC	GBR		23	8-6-9	1:06.443
8	69	Helena LATHWELL-WATTS	ALT	GBR		23	7-9-7	1:05.850
9	302	Sophie ROBERTSON	NIRC	GBR		26	10-10-6	1:07.493
10	20	Max ROCKET	NIRC	GBR		28	9-8-11	1:07.152
11	21	Lewis HOW	NIRC	GBR		36	12-14-10	1:12.701
12	41	Freddie POLAK	NIRC	GBR		36	11-12-13	1:11.296
13	264	Coral HAREWOOD-SOOS	NIRC	GBR		38	13-11-14	1:13.270
14	61	Lorna JOHNSTON	AYR	GBR		39	14-13-12	1:23.041



## British National Short Track Championships

NIC, Nottingham, Great Britain

25th & 26th May 2014



### List of Competitors

---

#### Masters

17	DOBBIE	Alan	FVISC	GBR	'
85	MAYNARD	Mike	ALD	GBR	STGBR11104196801
89	ARMSTRONG	Peter	ALD	GBR	STGBR12309197701
140	MURRAY	Chris	NIRC	GBR	TBC
162	HILL Snr	Adam	MIRC	GBR	STGBR12807196901
165	HUMBER	Steve	MIRC	GBR	STGBR11312196601
169	BOWSTEAD	Alan	FVISC	GBR	'
177	O'DEA	Mick	SHF	GBR	STGBR12509194501
242	CARR	Peter	ALD	GBR	STGBR13003197201
256	DJEMAL	Ed	ALD	GBR	STGBR11607197001
288	CARTER	Anton	ALD	GBR	STGBR12702197501

## Qualification

### Masters

( 11 competitors)

May 25, 2014

14:50	4 - 6	3	Heats	1000	3x1+3x2 + 2x3	qualify for Semi Final 1000 Group 1 others continue in Final 1000 Group 3
15:45	15 - 16	2	Semi Final	1000	2x1+2x2	qualify for Final 1000 Group 1 others continue in Final 1000 Group 2
16:41	26	1	Final	1000		qualify for Heats 500 Group 1
16:45	27	1	Final	1000		qualify for Heats 500 Group 1
16:49	28	1	Final	1000		qualify for Heats 500 Group 1

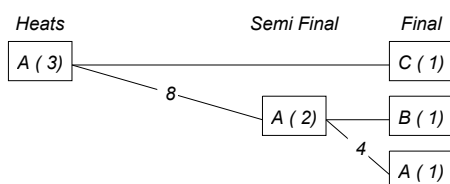
17:42	37 - 39	3	Heats	500	3x1+3x2 + 2x3	qualify for Semi Final 500 Group 1 others continue in Final 500 Group 3
18:27	48 - 49	2	Semi Final	500	2x1+2x2	qualify for Final 500 Group 1 others continue in Final 500 Group 2

May 26, 2014

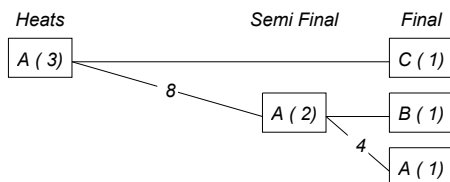
10:13	64	1	Final	500		qualify for Heats 777 Group 1
10:16	65	1	Final	500		qualify for Heats 777 Group 1
10:19	66	1	Final	500		qualify for Heats 777 Group 1

10:51	72 - 74	3	Heats	777	3x1+3x2 + 2x3	qualify for Semi Final 777 Group 1 others continue in Final 777 Group 3
11:42	83 - 84	2	Semi Final	777	2x1+2x2	qualify for Final 777 Group 1 others continue in Final 777 Group 2
12:39	95	1	Final	777		
12:43	96	1	Final	777		
12:47	97	1	Final	777		

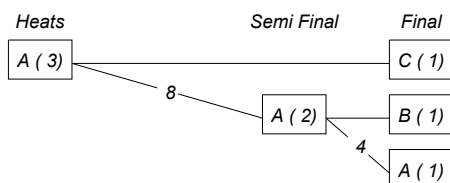
1000



500



777



## Heats 1000 meter Masters

---

### Race 4, Group 1 (1 of 3)

<i>Fin</i>	<i>Nr</i>	<i>Name</i>	<i>Abr</i>	<i>Nat</i>	<i>Time</i>	<i>Pnts</i>	>>
1	242	Peter CARR	ALD	GBR	1:55.950		
2	85	Mike MAYNARD	ALD	GBR	1:56.618		
3	256	Ed DJEMAL	ALD	GBR	1:59.588		

### Race 5, Group 1 (2 of 3)

<i>Fin</i>	<i>Nr</i>	<i>Name</i>	<i>Abr</i>	<i>Nat</i>	<i>Time</i>	<i>Pnts</i>	>>
1	17	Alan DOBBIE	FVISC	GBR	2:00.853		
2	177	Mick O'DEA	SHF	GBR	2:01.101		
3	162	Adam HILL Snr	MIRC	GBR	2:05.943		
4	169	Alan BOWSTEAD	FVISC	GBR	2:16.223		

### Race 6, Group 1 (3 of 3)

<i>Fin</i>	<i>Nr</i>	<i>Name</i>	<i>Abr</i>	<i>Nat</i>	<i>Time</i>	<i>Pnts</i>	>>
1	89	Peter ARMSTRONG	ALD	GBR	1:47.054		
2	165	Steve HUMBER	MIRC	GBR	1:48.852		
3	288	Anton CARTER	ALD	GBR	1:55.164		
4	140	Chris MURRAY	NIRC	GBR	2:01.932		



# British National Short Track Championships

NIC, Nottingham, Great Britain

25th & 26th May 2014



## Semi Final 1000 meter Masters (continued)

---

### Race 15, Group 1 (1 of 2)

<i>Fin</i>	<i>Nr</i>	<i>Name</i>	<i>Abr</i>	<i>Nat</i>	<i>Time</i>	<i>Pnts</i>	<i>&gt;&gt;</i>
1	242	Peter CARR	ALD	GBR	1:47.503		
2	17	Alan DOBBIE	FVISC	GBR	1:47.667		
3	288	Anton CARTER	ALD	GBR	1:51.969		
4	177	Mick O'DEA	SHF	GBR	1:52.201		

### Race 16, Group 1 (2 of 2)

<i>Fin</i>	<i>Nr</i>	<i>Name</i>	<i>Abr</i>	<i>Nat</i>	<i>Time</i>	<i>Pnts</i>	<i>&gt;&gt;</i>
1	89	Peter ARMSTRONG	ALD	GBR	1:41.139		
2	165	Steve HUMBER	MIRC	GBR	1:48.849		
3	85	Mike MAYNARD	ALD	GBR	1:56.643		
4	256	Ed DJEMAL	ALD	GBR	2:01.703		



# British National Short Track Championships

NIC, Nottingham, Great Britain

25th & 26th May 2014



## Distance Classification 1000 meter Masters

#	Name	Team	ISU	Fin		Time	
Final Group 1							
1	89	Peter ARMSTRONG	ALD	GBR	1	1-1-1	1:41.139
2	165	Steve HUMBER	MIRC	GBR	2	2-2-2	1:48.322
3	17	Alan DOBBIE	FVISC	GBR	3	3-2-1	1:47.667
4	242	Peter CARR	ALD	GBR	4	4-1-1	1:47.503
Final Group 2							
5	288	Anton CARTER	ALD	GBR	1	1-3-3	1:51.969
6	177	Mick O'DEA	SHF	GBR	2	2-4-2	1:52.201
7	85	Mike MAYNARD	ALD	GBR	3	3-3-2	1:56.618
8	256	Ed DJEMAL	ALD	GBR	4	4-4-3	1:59.588
Final Group 3							
9	140	Chris MURRAY	NIRC	GBR	1	1-4	2:01.932
10	162	Adam HILL Snr	MIRC	GBR	2	2-3	2:05.943
11	169	Alan BOWSTEAD	FVISC	GBR	3	3-4	2:13.037

## Heats 500 meter Masters

---

### Race 37, Group 1 (1 of 3)

<i>Fin</i>	<i>Nr</i>	<i>Name</i>	<i>Abr</i>	<i>Nat</i>	<i>Time</i>	<i>Pnts</i>	>>
1	17	Alan DOBBIE	FVISC	GBR	50.601		
2	242	Peter CARR	ALD	GBR	50.911		
3	162	Adam HILL Snr	MIRC	GBR	58.367		
4	140	Chris MURRAY	NIRC	GBR	58.805		

### Race 38, Group 1 (2 of 3)

<i>Fin</i>	<i>Nr</i>	<i>Name</i>	<i>Abr</i>	<i>Nat</i>	<i>Time</i>	<i>Pnts</i>	>>
1	165	Steve HUMBER	MIRC	GBR	53.901		
2	288	Anton CARTER	ALD	GBR	56.515		
3	169	Alan BOWSTEAD	FVISC	GBR	1:02.631		
4	256	Ed DJEMAL	ALD	GBR	1:18.455		

### Race 39, Group 1 (3 of 3)

<i>Fin</i>	<i>Nr</i>	<i>Name</i>	<i>Abr</i>	<i>Nat</i>	<i>Time</i>	<i>Pnts</i>	>>
1	89	Peter ARMSTRONG	ALD	GBR	48.941		
2	177	Mick O'DEA	SHF	GBR	56.193		
3	85	Mike MAYNARD	ALD	GBR	57.547		

## Semi Final 500 meter Masters

---

### Race 48, Group 1 (1 of 2)

<i>Fin</i>	<i>Nr</i>	<i>Name</i>	<i>Abr</i>	<i>Nat</i>	<i>Time</i>	<i>Pnts</i>	>>
1	89	Peter ARMSTRONG	ALD	GBR	47.229		
2	242	Peter CARR	ALD	GBR	49.961		
3	288	Anton CARTER	ALD	GBR	54.839		
4	162	Adam HILL Snr	MIRC	GBR	58.837		





British National Short Track Championships

NIC, Nottingham, Great Britain

25th & 26th May 2014



**Semi Final 500 meter Masters (continued)**

---

**Race 49, Group 1 (2 of 2)**

<i>Fin</i>	<i>Nr</i>	<i>Name</i>	<i>Abr</i>	<i>Nat</i>	<i>Time</i>	<i>Pnts</i>	<i>&gt;&gt;</i>
1	17	Alan DOBBIE	FVISC	GBR	50.823		
2	177	Mick O'DEA	SHF	GBR	55.911		
3	85	Mike MAYNARD	ALD	GBR	57.155		
4	165	Steve HUMBER	MIRC	GBR	57.989		



# British National Short Track Championships

NIC, Nottingham, Great Britain

25th & 26th May 2014



## Distance Classification 500 meter Masters

#	Name	Team	ISU	Fin		Time	
Final Group 1							
1	89	Peter ARMSTRONG	ALD	GBR	1	1-1-1	47.229
2	242	Peter CARR	ALD	GBR	2	2-2-2	49.961
3	17	Alan DOBBIE	FVISC	GBR	3	3-1-1	50.601
4	177	Mick O'DEA	SHF	GBR	4	4-2-2	55.911
Final Group 2							
5	165	Steve HUMBER	MIRC	GBR	1	1-4-1	53.340
6	288	Anton CARTER	ALD	GBR	2	2-3-2	54.600
7	85	Mike MAYNARD	ALD	GBR	3	3-3-3	56.760
8	162	Adam HILL Snr	MIRC	GBR	4	4-4-3	58.024
Final Group 3							
9	256	Ed DJEMAL	ALD	GBR	1	1-4	57.757
10	140	Chris MURRAY	NIRC	GBR	2	2-4	58.163
11	169	Alan BOWSTEAD	FVISC	GBR	3	3-3	1:02.631



# British National Short Track Championships

NIC, Nottingham, Great Britain

25th & 26th May 2014



## Heats 777 meter Masters

---

### Race 72, Group 1 (1 of 3)

<i>Fin</i>	<i>Nr</i>	<i>Name</i>	<i>Abr</i>	<i>Nat</i>	<i>Time</i>	<i>Pnts</i>	>>
1	89	Peter ARMSTRONG	ALD	GBR	1:21.829		
2	288	Anton CARTER	ALD	GBR	1:28.219		
3	85	Mike MAYNARD	ALD	GBR	1:30.837		

### Race 73, Group 1 (2 of 3)

<i>Fin</i>	<i>Nr</i>	<i>Name</i>	<i>Abr</i>	<i>Nat</i>	<i>Time</i>	<i>Pnts</i>	>>
1	242	Peter CARR	ALD	GBR	1:27.623		
2	177	Mick O'DEA	SHF	GBR	1:28.391		
3	256	Ed DJEMAL	ALD	GBR	1:31.945		
4	169	Alan BOWSTEAD	FVISC	GBR	1:45.923		

### Race 74, Group 1 (3 of 3)

<i>Fin</i>	<i>Nr</i>	<i>Name</i>	<i>Abr</i>	<i>Nat</i>	<i>Time</i>	<i>Pnts</i>	>>
1	17	Alan DOBBIE	FVISC	GBR	1:21.330		
2	165	Steve HUMBER	MIRC	GBR	1:21.708		
3	140	Chris MURRAY	NIRC	GBR	1:40.078		
4	162	Adam HILL Snr	MIRC	GBR	1:50.726		



British National Short Track Championships

NIC, Nottingham, Great Britain

25th & 26th May 2014



**Semi Final 777 meter Masters (continued)**

---

**Race 83, Group 1 (1 of 2)**

<i>Fin</i>	<i>Nr</i>	<i>Name</i>	<i>Abr</i>	<i>Nat</i>	<i>Time</i>	<i>Pnts</i>	<i>&gt;&gt;</i>
1	89	Peter ARMSTRONG	ALD	GBR	1:16.641		
2	165	Steve HUMBER	MIRC	GBR	1:22.231		
3	177	Mick O'DEA	SHF	GBR	1:27.653		
4	256	Ed DJEMAL	ALD	GBR	1:29.301		

**Race 84, Group 1 (2 of 2)**

<i>Fin</i>	<i>Nr</i>	<i>Name</i>	<i>Abr</i>	<i>Nat</i>	<i>Time</i>	<i>Pnts</i>	<i>&gt;&gt;</i>
1	17	Alan DOBBIE	FVISC	GBR	1:28.045		
2	85	Mike MAYNARD	ALD	GBR	1:30.029		
3	288	Anton CARTER	ALD	GBR	1:30.055		
<i>p</i>	242	Peter CARR	ALD	GBR	--		penalty



# British National Short Track Championships

NIC, Nottingham, Great Britain

25th & 26th May 2014



## Distance Classification 777 meter Masters

#	Name	Team	ISU	Fin		Time	
Final Group 1							
1	89	Peter ARMSTRONG	ALD	GBR	1	1-1-1	1:16.641
2	17	Alan DOBBIE	FVISC	GBR	2	2-1-1	1:18.111
3	165	Steve HUMBER	MIRC	GBR	3	3-2-2	1:21.708
4	85	Mike MAYNARD	ALD	GBR	4	4-2-3	1:30.029
Final Group 2							
5	242	Peter CARR	ALD	GBR	1	1-P-1	1:26.232
6	177	Mick O'DEA	SHF	GBR	2	2-3-2	1:26.656
7	256	Ed DJEMAL	ALD	GBR	3	3-4-3	1:29.301
8	288	Anton CARTER	ALD	GBR	4	4-3-2	1:28.219
Final Group 3							
9	162	Adam HILL Snr	MIRC	GBR	1	1-4	1:32.582
10	140	Chris MURRAY	NIRC	GBR	2	2-3	1:34.000
11	169	Alan BOWSTEAD	FVISC	GBR	3	3-4	1:44.226



## British National Short Track Championships

NIC, Nottingham, Great Britain

25th & 26th May 2014



### Overall Classification Masters

	#	Name	Team	ISU	FP	CDR		time
1	89	Peter ARMSTRONG	ALD	GBR	102	3	1-1-1	1:41.139
2	17	Alan DOBBIE	FVISC	GBR	47	8	3-3-2	1:47.667
3	165	Steve HUMBER	MIRC	GBR	34	10	2-5-3	1:48.322
4	242	Peter CARR	ALD	GBR	29	11	4-2-5	1:47.503
5	177	Mick O'DEA	SHF	GBR	8	16	6-4-6	1:52.201
6	85	Mike MAYNARD	ALD	GBR	8	18	7-7-4	1:56.618
7	288	Anton CARTER	ALD	GBR		19	5-6-8	1:51.969
8	256	Ed DJEMAL	ALD	GBR		24	8-9-7	1:59.588
9	162	Adam HILL Snr	MIRC	GBR		27	10-8-9	2:05.943
10	140	Chris MURRAY	NIRC	GBR		29	9-10-10	2:01.932
11	169	Alan BOWSTEAD	FVISC	GBR		33	11-11-11	2:13.037



# British National Short Track Championships

NIC, Nottingham, Great Britain

25th & 26th May 2014



## Distance Classification 5000 m Relay Relay

	#	Name	Team	ISU	Fin		Time
Final Group 1							
	1	6	MOHAWKS A	—	1	1-1	7:33.704
	2	7	MOHAWKS B	—	2	2-1	7:34.286
	3	1	NOTTINGHAM A	—	3	3-2	7:40.242
	4	3	ALDWYCH A	—	4	4-2	8:05.618
Heats Group 1							
	5	2	NOTTINGHAM B	—	3	3	4:58.857
	6	4	ALDWYCH B	—	3	3	5:08.849
		5	ALDWYCH C	—	P	P	0.000