



**British Short Track Championships**

**National Ice Centre, Nottingham**

**7th & 8th January 2012**



# **Official Results**

**British Short Track Championships**

**National Ice Centre, Nottingham**

**7th & 8th January 2012**



## British Short Track Championships

National Ice Centre, Nottingham

7th & 8th January 2012



### Officials

---

Org.Comm.

Administrator Mina MACHIN

Volunteers Coordinator Tina NOBLE

Registration Mina MACHIN

Registration Tina NOBLE

Presentation Mina MACHIN

Presentation Tina NOBLE

Official

Technical Advisor Ken PENDREY

Referee Peter WORTH

First Assistant Referee Gordon BARNES

Assistant Referee Sarah HENDERSON

Starter Peter ELLIS

Starter Alex McGOW

Competitors Steward (Seeding) Clinton CAST

Competitors Steward (Seeding) Andi THORNTON

Photo Finish David UPCOTT

Photo Finish Kim HORSEPOOL

Photo Finish Mina MACHIN

IT Consultant Martin HOLTOM

Announcer Dawn McCORMACK

Competitors Steward (Skaters) Patricia TREACY

Competitors Steward (Skaters) Sam WILSON

Chief Line Judge Carol GALLON

Chief Timekeeper Jean IVESON

Recorder / Timekeeper Judi LINDSAY

Recorder / Timekeeper Mark SIMNOR

Line Judge / Timekeeper Ian GOOCH

Line Judge / Timekeeper David COX

Lap Scorer Paul IVESON

Track Steward Chris HODGSON

Track Steward H el ena JONES

Track Steward Laura McCORMACK

Protocol / Photocopier Debbie BURROWS

Protocol / Photocopier Barbara HERON

## Programme

January 7, 2012

10:30	<i>Pads On</i>			
10:50	<i>Warming up , Senior Men / Ladies &amp; Junior Men</i>			
10:58	<i>Warming up , Junior Ladies, Juveniles &amp; Masters</i>			
11:06	<i>Warming up , Pee Wee 1 &amp; 2</i>			
11:11	<i>Ice Res (Full)</i>			
11:26	Juvenile Men	1000 meter	Heats	1 - 3
11:38	Masters	1000 meter	Heats	4 - 6
11:50	Pee Wee 2	500 meter	Heats	7 - 8
11:56	Pee Wee Girls	500 meter	Heats	9 - 10
12:02	Pee Wee Boys	500 meter	Heats	11 - 12
12:08	Junior Men	1500 meter	Heats	13 - 14
12:18	<i>Ice Res (Track)</i>			
12:33	Juvenile Men	1000 meter	Semi Final	15 - 16
12:41	Masters	1000 meter	Semi Final	17 - 18
12:49	Pee Wee 2	500 meter	Final	19 - 20
12:55	Pee Wee Girls	500 meter	Final	21 - 22
13:02	Pee Wee Boys	500 meter	Final	23 - 24
13:08	Juvenile Ladies	1000 meter	Final	25
13:13	<i>Ice Res (Track)</i>			
13:28	Juvenile Men	1000 meter	Final	26 - 28
13:40	Masters	1000 meter	Final	29 - 31
13:53	Junior Ladies	1500 meter	Final	32
13:58	Junior Men	1500 meter	Final	33 - 34
14:09	Senior Ladies	1500 meter	Final	35
14:14	Senior Men	1500 meter	Final	36
14:20	<i>End Of Distance</i>			
14:20	<i>Ice Res (Track)</i>			
14:35	Juvenile Men	500 meter	Heats	37 - 39
14:44	Masters	500 meter	Heats	40 - 42
14:53	Junior Men	500 meter	Heats	43 - 45
15:02	<i>Pads Off</i>			
15:22	<i>End Of Day</i>			

*The program is tentative and subject to change. Starting times will follow the flow of the competition.*

## Programme

January 8, 2012

10:00	<i>Pads On</i>			
10:20	<i>Warming up , Senior Men / Ladies &amp; Junior Men</i>			
10:28	<i>Warming up , Junior Ladies, Juveniles &amp; Masters</i>			
10:36	<i>Warming up , Pee Wee 1 &amp; 2</i>			
10:41	<i>Ice Res (Full)</i>			
10:56	Relay	3000 m Relay	Heats	46 - 47
	<i>cancelled</i>			48
11:10	Pee Wee 2	222 meter	Heats	49 - 50
11:16	Pee Wee Girls	222 meter	Heats	51 - 52
11:22	Pee Wee Boys	222 meter	Heats	53 - 54
11:28	<i>Ice Res (Track)</i>			
11:43	Pee Wee 2	222 meter	Final	55 - 56
11:49	Pee Wee Girls	222 meter	Final	57 - 58
11:56	Pee Wee Boys	222 meter	Final	59 - 60
12:02	Juvenile Men	500 meter	Semi Final	61 - 62
12:08	Masters	500 meter	Semi Final	63 - 64
12:14	Junior Men	500 meter	Semi Final	65 - 66
12:20	Senior Men	500 meter	Heats	67 - 68
12:26	<i>Ice Res (Track)</i>			
12:41	Juvenile Ladies	500 meter	Final	69
12:45	Juvenile Men	500 meter	Final	70 - 72
12:54	Masters	500 meter	Final	73 - 75
13:04	Junior Ladies	500 meter	Final	76
13:07	Junior Men	500 meter	Final	77 - 79
13:17	Senior Ladies	500 meter	Final	80
13:20	Senior Men	500 meter	Final	81 - 82
13:27	<i>End Of Distance</i>			
13:27	<i>Ice Res (Track)</i>			
13:42	Pee Wee 2	333 meter	Heats	83 - 84
13:48	Juvenile Men	777 meter	Heats	85 - 86
	<i>cancelled</i>			87
13:55	Masters	777 meter	Heats	88 - 90
14:06	Junior Men	1000 meter	Heats	91 - 93
14:18	<i>Ice Res (Track)</i>			
14:33	Pee Wee Girls	333 meter	Heats	94 - 95
14:39	Pee Wee Boys	333 meter	Heats	96 - 97

*The program is tentative and subject to change. Starting times will follow the flow of the competition.*



## British Short Track Championships

National Ice Centre, Nottingham

7th & 8th January 2012



### Programme

---

January 8, 2012

---

	<i>cancelled</i>			( 98 - 99 )
14:45	Masters	777 meter	Semi Final	100 - 101
14:52	Junior Men	1000 meter	Semi Final	102 - 103
15:00	Senior Men	1000 meter	Heats	104 - 105
15:08	<i>Ice Res (Track)</i>			
15:23	Pee Wee 2	333 meter	Final	106 - 107
15:30	Pee Wee Girls	333 meter	Final	108 - 109
15:36	Pee Wee Boys	333 meter	Final	110 - 111
15:43	Juvenile Ladies	777 meter	Final	112
15:47	Juvenile Men	777 meter	Final	113 - 114
	<i>cancelled</i>			115
15:55	<i>Ice Res (Track)</i>			
16:10	Masters	777 meter	Final	116 - 118
16:21	Junior Ladies	1000 meter	Final	119
16:26	Junior Men	1000 meter	Final	120 - 122
16:38	Senior Ladies	1000 meter	Final	123
16:43	Senior Men	1000 meter	Final	124 - 125
16:51	<i>End Of Distance</i>			
16:51	<i>Ice Res (Track)</i>			
17:06	Senior Men	3000 M SF	Super Final	126
17:13	<i>Ice Res (Track)</i>			
17:28	Relay	5000 m Relay	Final	127
17:38	<i>Pads Off</i>			
17:58	<i>Ceremony</i>			
18:28	<i>Finish</i>			

The program is tentative and subject to change. Starting times will follow the flow of the competition.



## British Short Track Championships

National Ice Centre, Nottingham

7th & 8th January 2012



### List of Competitors

---

#### Senior Men

77	ELEY	Jon	MIRC	GBR	STGBR11908198401
89	ARMSTRONG	Peter	ALD	GBR	STGBR12309197701
99	STANLEY	Paul	MIRC	GBR	STGBR12208198301
122	WILLIAMS	Hew	ALD	GBR	STGBR12406199001
137	UPCOTT	Ian	ALD	GBR	STGBR12510198801
158	WHELBOURNE	Jack	NIRC	GBR	STGBR10208199101
279	SHOEBRIDGE	Richard	MIRC	GBR	STGBR11208198501



**British Short Track Championships**

**National Ice Centre, Nottingham**

**7th & 8th January 2012**



**Qualification**

**Senior Men**

( 6 competitors)

January 7, 2012

14:14 36 1 Final 1500

January 8, 2012

12:20 67 - 68 2 Heats 500  $\leftarrow$  2x1+2x2  $\rightarrow$  qualify for Final 500  
 others continue in Final 500

13:20 81 1 Final 500

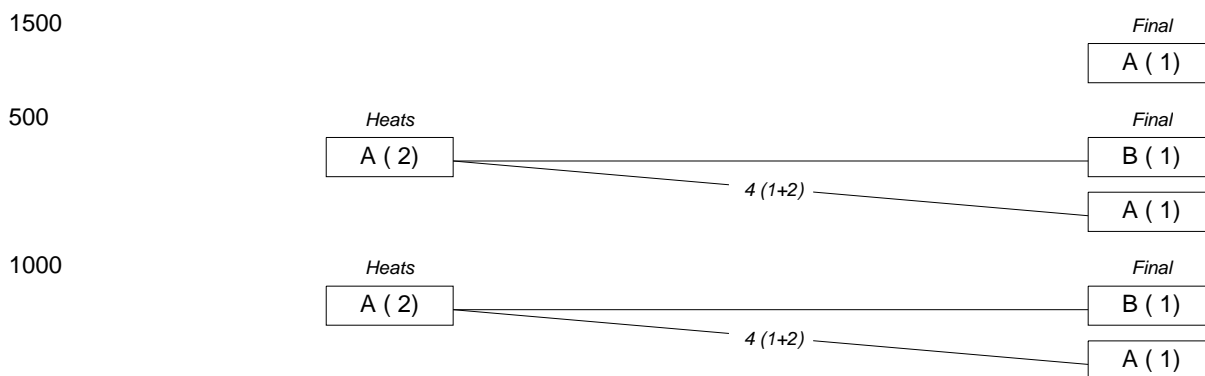
13:23 82 1 Final 500

15:00 104 - 105 2 Heats 1000  $\leftarrow$  2x1+2x2  $\rightarrow$  qualify for Final 1000  
 others continue in Final 1000

16:43 124 1 Final 1000

16:47 125 1 Final 1000

17:06 126 1 Super Final 3000





British Short Track Championships

National Ice Centre, Nottingham

7th & 8th January 2012



**Final 1500 meter Senior Men**

---

**Race 36, Group 1 (1 of 1)**

<i>Fin</i>	<i>Nr</i>	<i>Name</i>	<i>Abr</i>	<i>Nat</i>	<i>Time</i>	<i>Pnts</i>	>>
1	158	Jack WHELBOURNE	NIRC	GBR	2:37.723	34	
2	279	Richard SHOEBRIDGE	MIRC	GBR	2:37.791	21	
3	77	Jon ELEY	MIRC	GBR	2:37.843	13	
4	137	Ian UPCOTT	ALD	GBR	2:38.309	8	
5	99	Paul STANLEY	MIRC	GBR	2:39.127	5	
6	122	Hew WILLIAMS	ALD	GBR	2:44.165	3	
7	89	Peter ARMSTRONG	ALD	GBR	2:44.343	2	





## British Short Track Championships

National Ice Centre, Nottingham

7th & 8th January 2012



### Distance Classification 1500 meter Senior Men

<i>Rank</i>	<i>#</i>	<i>Name</i>	<i>Team</i>	<i>ISU</i>	<i>Fin</i>		<i>Time</i>
Final Group 1							
1	158	Jack WHELBOURNE	NIRC	GBR	1	1	2:37.723
2	279	Richard SHOEBRIDGE	MIRC	GBR	2	2	2:37.791
3	77	Jon ELEY	MIRC	GBR	3	3	2:37.843
4	137	Ian UPCOTT	ALD	GBR	4	4	2:38.309
5	99	Paul STANLEY	MIRC	GBR	5	5	2:39.127
6	122	Hew WILLIAMS	ALD	GBR	6	6	2:44.165
7	89	Peter ARMSTRONG	ALD	GBR	7	7	2:44.343

## Heats 500 meter Senior Men

### Race 67, Group 1 (1 of 2)

<i>Fin</i>	<i>Nr</i>	<i>Name</i>	<i>Abr</i>	<i>Nat</i>	<i>Time</i>	<i>Pnts</i>	>>
1	279	Richard SHOEBRIDGE	MIRC	GBR	43.266		Q
2	137	Ian UPCOTT	ALD	GBR	43.332		Q
3	89	Peter ARMSTRONG	ALD	GBR	53.138		

### Race 68, Group 1 (2 of 2)

<i>Fin</i>	<i>Nr</i>	<i>Name</i>	<i>Abr</i>	<i>Nat</i>	<i>Time</i>	<i>Pnts</i>	>>
1	158	Jack WHELBOURNE	NIRC	GBR	43.010		Q
2	77	Jon ELEY	MIRC	GBR	43.032		Q
3	122	Hew WILLIAMS	ALD	GBR	46.222		

## Final 500 meter Senior Men

### Race 81, Group 2 (1 of 1)

<i>Fin</i>	<i>Nr</i>	<i>Name</i>	<i>Abr</i>	<i>Nat</i>	<i>Time</i>	<i>Pnts</i>	>>
1	122	Hew WILLIAMS	ALD	GBR	<b>46.849</b>		
2	89	Peter ARMSTRONG	ALD	GBR	<b>49.903</b>		

### Race 82, Group 1 (1 of 1)

<i>Fin</i>	<i>Nr</i>	<i>Name</i>	<i>Abr</i>	<i>Nat</i>	<i>Time</i>	<i>Pnts</i>	>>
1	158	Jack WHELBOURNE	NIRC	GBR	<b>42.401</b>	<b>34</b>	
2	77	Jon ELEY	MIRC	GBR	<b>42.463</b>	<b>21</b>	
3	279	Richard SHOEBRIDGE	MIRC	GBR	<b>42.609</b>	<b>13</b>	
4	137	Ian UPCOTT	ALD	GBR	<b>44.061</b>	<b>8</b>	



British Short Track Championships

National Ice Centre, Nottingham

7th & 8th January 2012



**Distance Classification 500 meter Senior Men**

<i>Rank</i>	<i>#</i>	<i>Name</i>	<i>Team</i>	<i>ISU</i>	<i>Fin</i>		<i>Time</i>
Final Group 1							
1	158	Jack WHELBOURNE	NIRC	GBR	1	1-1	42.401
2	77	Jon ELEY	MIRC	GBR	2	2-2	42.463
3	279	Richard SHOEBRIDGE	MIRC	GBR	3	3-1	42.609
4	137	Ian UPCOTT	ALD	GBR	4	4-2	43.332
Final Group 2							
5	122	Hew WILLIAMS	ALD	GBR	1	1-3	46.222
6	89	Peter ARMSTRONG	ALD	GBR	2	2-3	49.903

## Heats 1000 meter Senior Men

### Race 104, Group 1 (1 of 2)

<i>Fin</i>	<i>Nr</i>	<i>Name</i>	<i>Abr</i>	<i>Nat</i>	<i>Time</i>	<i>Pnts</i>	>>
1	77	Jon ELEY	MIRC	GBR	1:43.284		Q
2	137	Ian UPCOTT	ALD	GBR	1:43.518		Q
3	89	Peter ARMSTRONG	ALD	GBR	1:46.652		

### Race 105, Group 1 (2 of 2)

<i>Fin</i>	<i>Nr</i>	<i>Name</i>	<i>Abr</i>	<i>Nat</i>	<i>Time</i>	<i>Pnts</i>	>>
1	158	Jack WHELBOURNE	NIRC	GBR	1:46.026		Q
2	279	Richard SHOEBRIDGE	MIRC	GBR	1:46.690		Q
3	122	Hew WILLIAMS	ALD	GBR	1:49.174		

## Final 1000 meter Senior Men

### Race 124, Group 2 (1 of 1)

<i>Fin</i>	<i>Nr</i>	<i>Name</i>	<i>Abr</i>	<i>Nat</i>	<i>Time</i>	<i>Pnts</i>	>>
1	122	Hew WILLIAMS	ALD	GBR	1:45.778		
p	89	Peter ARMSTRONG	ALD	GBR	penalty		

### Race 125, Group 1 (1 of 1)

<i>Fin</i>	<i>Nr</i>	<i>Name</i>	<i>Abr</i>	<i>Nat</i>	<i>Time</i>	<i>Pnts</i>	>>
1	158	Jack WHELBOURNE	NIRC	GBR	1:41.168	34	
2	77	Jon ELEY	MIRC	GBR	1:41.456	21	
3	279	Richard SHOEBRIDGE	MIRC	GBR	1:41.700	13	
4	137	Ian UPCOTT	ALD	GBR	1:42.472	8	



## British Short Track Championships

National Ice Centre, Nottingham

7th & 8th January 2012



### Distance Classification 1000 meter Senior Men

<i>Rank</i>	<i>#</i>	<i>Name</i>	<i>Team</i>	<i>ISU</i>	<i>Fin</i>		<i>Time</i>
Final Group 1							
1	158	Jack WHELBOURNE	NIRC	GBR	1	1-1	1:41.168
2	77	Jon ELEY	MIRC	GBR	2	2-1	1:41.456
3	279	Richard SHOEBRIDGE	MIRC	GBR	3	3-2	1:41.700
4	137	Ian UPCOTT	ALD	GBR	4	4-2	1:42.472
Final Group 2							
5	122	Hew WILLIAMS	ALD	GBR	1	1-3	1:45.778
6	89	Peter ARMSTRONG	ALD	GBR	P	P-3	1:46.652



British Short Track Championships

National Ice Centre, Nottingham

7th & 8th January 2012



**Super Final 3000 M SF Senior Men**

---

**Race 126, Group 1 (1 of 1)**

<i>Fin</i>	<i>Nr</i>	<i>Name</i>	<i>Abr</i>	<i>Nat</i>	<i>Time</i>	<i>Pnts</i>	>>
1	158	Jack WHELBOURNE	NIRC	GBR	5:05.402	39	
2	77	Jon ELEY	MIRC	GBR	5:27.886	21	
3	137	Ian UPCOTT	ALD	GBR	5:28.026	13	
4	279	Richard SHOEBRIDGE	MIRC	GBR	5:28.984	8	
5	122	Hew WILLIAMS	ALD	GBR	5:46.272	5	
6	89	Peter ARMSTRONG	ALD	GBR	6:09.982	3	
ns	99	Paul STANLEY	MIRC	GBR	no start		



British Short Track Championships

National Ice Centre, Nottingham

7th & 8th January 2012



**Distance Classification 3000 M SF Senior Men**

---

<i>Rank</i>	<i>#</i>	<i>Name</i>	<i>Team</i>	<i>ISU</i>	<i>Fin</i>		<i>Time</i>
Super Final Group 1							
1	158	Jack WHELBOURNE	NIRC	GBR	1	1	5:05.402
2	77	Jon ELEY	MIRC	GBR	2	2	5:27.886
3	137	Ian UPCOTT	ALD	GBR	3	3	5:28.026
4	279	Richard SHOEBRIDGE	MIRC	GBR	4	4	5:28.984
5	122	Hew WILLIAMS	ALD	GBR	5	5	5:46.272
6	89	Peter ARMSTRONG	ALD	GBR	6	6	6:09.982



## British Short Track Championships

National Ice Centre, Nottingham

7th & 8th January 2012



### Overall Classification Senior Men

<i>Rank</i>	<i>#</i>	<i>Name</i>	<i>Team</i>	<i>ISU</i>	<i>FP</i>	<i>CDR</i>	<i>time</i>	
1	158	Jack WHELBOURNE	NIRC	GBR	141	4	1-1-1-1	5:05.402
2	77	Jon ELEY	MIRC	GBR	76	9	3-2-2-2	5:27.886
3	279	Richard SHOEBRIDGE	MIRC	GBR	55	12	2-3-3-4	5:28.984
4	137	Ian UPCOTT	ALD	GBR	37	15	4-4-4-3	5:28.026
5	122	Hew WILLIAMS	ALD	GBR	8	21	6-5-5-5	5:46.272
6	89	Peter ARMSTRONG	ALD	GBR	5	25	7-6-6-6	6:09.982
7	99	Paul STANLEY	MIRC	GBR	5	28	5-8-8-7	0.000





## British Short Track Championships

National Ice Centre, Nottingham

7th & 8th January 2012



### List of Competitors

---

#### Senior Ladies

56	COOPER	Gemma	NIRC	GBR	STGBR21701198701
157	WHELBOURNE	Alex	NIRC	GBR	STGBR23010198801
208	GILMARTIN	Charlotte	MIRC	GBR	STGBR20703199001
209	CHRISTIE	Elise	FVISC	GBR	STGBR21308199001



British Short Track Championships

National Ice Centre, Nottingham

7th & 8th January 2012



**Qualification**

---

**Senior Ladies** ( 4 competitors)

---

January 7, 2012

14:09 35 1 Final 1500

---

January 8, 2012

13:17 80 1 Final 500

---

16:38 123 1 Final 1000

---

1500

*Final*

A ( 1)

500

*Final*

A ( 1)

1000

*Final*

A ( 1)

---

---

---

---

---

---

---

---

---

---



British Short Track Championships

National Ice Centre, Nottingham

7th & 8th January 2012



**Final 1500 meter Senior Ladies**

---

**Race 35, Group 1 (1 of 1)**

<i>Fin</i>	<i>Nr</i>	<i>Name</i>	<i>Abr</i>	<i>Nat</i>	<i>Time</i>	<i>Pnts</i>	>>
1	209	Elise CHRISTIE	FVISC	GBR	2:53.984	34	
2	208	Charlotte GILMARTIN	MIRC	GBR	2:54.600	21	
3	157	Alex WHELBOURNE	NIRC	GBR	2:54.708	13	
4	56	Gemma COOPER	NIRC	GBR	2:57.034	8	



British Short Track Championships

National Ice Centre, Nottingham

7th & 8th January 2012



**Distance Classification 1500 meter Senior Ladies**

---

<i>Rank</i>	<i>#</i>	<i>Name</i>	<i>Team</i>	<i>ISU</i>	<i>Fin</i>		<i>Time</i>
Final Group 1							
1	209	Elise CHRISTIE	FVISC	GBR	1	1	2:53.984
2	208	Charlotte GILMARTIN	MIRC	GBR	2	2	2:54.600
3	157	Alex WHELBOURNE	NIRC	GBR	3	3	2:54.708
4	56	Gemma COOPER	NIRC	GBR	4	4	2:57.034



British Short Track Championships

National Ice Centre, Nottingham

7th & 8th January 2012



## Final 500 meter Senior Ladies

---

### Race 80, Group 1 (1 of 1)

<i>Fin</i>	<i>Nr</i>	<i>Name</i>	<i>Abr</i>	<i>Nat</i>	<i>Time</i>	<i>Pnts</i>	>>
1	209	Elise CHRISTIE	FVISC	GBR	45.706	34	
2	208	Charlotte GILMARTIN	MIRC	GBR	45.772	21	
3	157	Alex WHELBOURNE	NIRC	GBR	47.624	13	
4	56	Gemma COOPER	NIRC	GBR	48.484	8	



**British Short Track Championships**

**National Ice Centre, Nottingham**

**7th & 8th January 2012**



**Distance Classification 500 meter Senior Ladies**

---

<i>Rank</i>	<i>#</i>	<i>Name</i>	<i>Team</i>	<i>ISU</i>	<i>Fin</i>		<i>Time</i>
Final Group 1							
1	209	Elise CHRISTIE	FVISC	GBR	1	1	45.706
2	208	Charlotte GILMARTIN	MIRC	GBR	2	2	45.772
3	157	Alex WHELBOURNE	NIRC	GBR	3	3	47.624
4	56	Gemma COOPER	NIRC	GBR	4	4	48.484



British Short Track Championships

National Ice Centre, Nottingham

7th & 8th January 2012



## Final 1000 meter Senior Ladies

---

### Race 123, Group 1 (1 of 1)

<i>Fin</i>	<i>Nr</i>	<i>Name</i>	<i>Abr</i>	<i>Nat</i>	<i>Time</i>	<i>Pnts</i>	>>
1	209	Elise CHRISTIE	FVISC	GBR	1:41.775	34	
2	157	Alex WHELBOURNE	NIRC	GBR	1:41.935	21	
3	208	Charlotte GILMARTIN	MIRC	GBR	1:42.039	13	
4	56	Gemma COOPER	NIRC	GBR	1:45.103	8	



**British Short Track Championships**

**National Ice Centre, Nottingham**

**7th & 8th January 2012**



**Distance Classification 1000 meter Senior Ladies**

---

<i>Rank</i>	<i>#</i>	<i>Name</i>	<i>Team</i>	<i>ISU</i>	<i>Fin</i>		<i>Time</i>
Final Group 1							
1	209	Elise CHRISTIE	FVISC	GBR	1	1	1:41.775
2	157	Alex WHELBOURNE	NIRC	GBR	2	2	1:41.935
3	208	Charlotte GILMARTIN	MIRC	GBR	3	3	1:42.039
4	56	Gemma COOPER	NIRC	GBR	4	4	1:45.103





## British Short Track Championships

National Ice Centre, Nottingham

7th & 8th January 2012



### Overall Classification Senior Ladies

<i>Rank</i>	<i>#</i>	<i>Name</i>	<i>Team</i>	<i>ISU</i>	<i>FP</i>	<i>CDR</i>	<i>time</i>	
1	209	Elise CHRISTIE	FVISC	GBR	102	3	1-1-1	2:53.984
2	208	Charlotte GILMARTIN	MIRC	GBR	55	7	2-2-3	2:54.600
3	157	Alex WHELBOURNE	NIRC	GBR	47	8	3-3-2	2:54.708
4	56	Gemma COOPER	NIRC	GBR	24	12	4-4-4	2:57.034



## British Short Track Championships

National Ice Centre, Nottingham

7th & 8th January 2012



### List of Competitors

---

#### Junior Men

1	WALKER	Roy	AYR	GBR	STGBR12002199501
12	COCHRANE	Murray	DSSC	GBR	STGBR11110199301
48	IRELAND	Greg	DSSC	GBR	STGBR12710199201
84	BURROWS	Liam	NIRC	GBR	STGBR12707199501
150	SIMMS	Billy	MIRC	GBR	STGBR12107199301
164	MORRISON	James	SHF	GBR	STGBR12704199601
168	TREACY	Farrell	MIRC	GBR	STGBR12904199501
206	CHEETHAM	Josh	NIRC	GBR	STGBR12610199201
235	BAGULEY	Shaun	NIRC	GBR	STGBR10407199401
253	HAMMERSLEY	Sam	NIRC	GBR	STGBR11106199402
284	HULL	Connor	AYR	GBR	STGBR12603199601
287	COURT	Conor	MIRC	GBR	STGBR10908199502

## Qualification

### Junior Men

( 10 competitors)

January 7, 2012

12:08	13 - 14	2	Heats	1500	2x1+2x2+2x3	qualify for	Final	1500
						others continue in	Final	1500
13:58	33	1	Final	1500				
14:03	34	1	Final	1500				

14:53	43 - 45	3	Heats	500	3x1+3x2+2x3	qualify for	Semi Final	500
						others continue in	Final	500

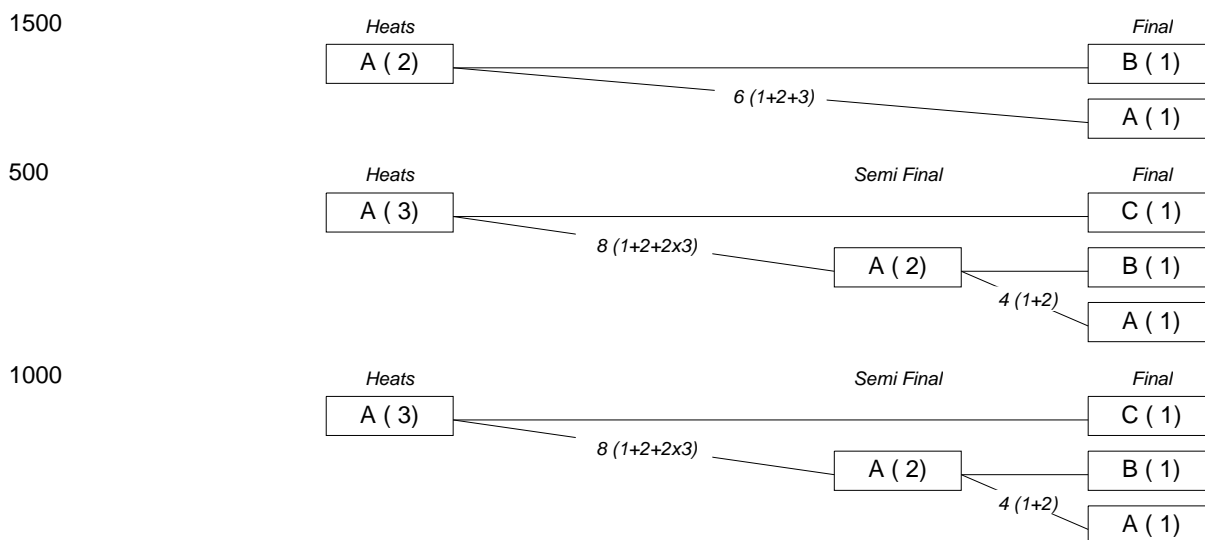
January 8, 2012

12:14	65 - 66	2	Semi Final	500	2x1+2x2	qualify for	Final	500
						others continue in	Final	500

13:07	77	1	Final	500				
13:10	78	1	Final	500				
13:13	79	1	Final	500				

14:06	91 - 93	3	Heats	1000	3x1+3x2+2x3	qualify for	Semi Final	1000
						others continue in	Final	1000
14:52	102 - 103	2	Semi Final	1000	2x1+2x2	qualify for	Final	1000
						others continue in	Final	1000

16:26	120	1	Final	1000				
16:30	121	1	Final	1000				
16:34	122	1	Final	1000				



## Heats 1500 meter Junior Men

### Race 13, Group 1 (1 of 2)

<i>Fin</i>	<i>Nr</i>	<i>Name</i>	<i>Abr</i>	<i>Nat</i>	<i>Time</i>	<i>Pnts</i>	<i>&gt;&gt;</i>
1	12	Murray COCHRANE	DSSC	GBR	2:49.032		Q
2	168	Farrell TREACY	MIRC	GBR	2:53.944		Q
3	235	Shaun BAGULEY	NIRC	GBR	3:01.028		q
4	284	Connor HULL	AYR	GBR	3:05.010		
5	287	Conor COURT	MIRC	GBR	3:19.898		
6	84	Liam BURROWS	NIRC	GBR	3:59.806		

### Race 14, Group 1 (2 of 2)

<i>Fin</i>	<i>Nr</i>	<i>Name</i>	<i>Abr</i>	<i>Nat</i>	<i>Time</i>	<i>Pnts</i>	<i>&gt;&gt;</i>
1	150	Billy SIMMS	MIRC	GBR	2:40.118		Q
2	48	Greg IRELAND	DSSC	GBR	2:43.842		Q
3	253	Sam HAMMERSLEY	NIRC	GBR	2:44.564		q
4	1	Roy WALKER	AYR	GBR	2:47.652		
5	164	James MORRISON	SHF	GBR	2:55.288		

## Final 1500 meter Junior Men

### Race 33, Group 2 (1 of 1)

<i>Fin</i>	<i>Nr</i>	<i>Name</i>	<i>Abr</i>	<i>Nat</i>	<i>Time</i>	<i>Pnts</i>	<i>&gt;&gt;</i>
1	1	Roy WALKER	AYR	GBR	2:47.330		
2	164	James MORRISON	SHF	GBR	2:47.414		
3	287	Conor COURT	MIRC	GBR	2:59.008		
4	284	Connor HULL	AYR	GBR	3:06.149		
5	84	Liam BURROWS	NIRC	GBR	3:41.051		

### Race 34, Group 1 (1 of 1)

<i>Fin</i>	<i>Nr</i>	<i>Name</i>	<i>Abr</i>	<i>Nat</i>	<i>Time</i>	<i>Pnts</i>	<i>&gt;&gt;</i>
1	12	Murray COCHRANE	DSSC	GBR	2:34.963	34	
2	168	Farrell TREACY	MIRC	GBR	2:38.633	21	
3	150	Billy SIMMS	MIRC	GBR	2:46.779	13	
4	48	Greg IRELAND	DSSC	GBR	2:47.503	8	
5	253	Sam HAMMERSLEY	NIRC	GBR	2:47.759	5	
6	235	Shaun BAGULEY	NIRC	GBR	2:54.585	3	



## British Short Track Championships

National Ice Centre, Nottingham

7th & 8th January 2012



### Distance Classification 1500 meter Junior Men

<i>Rank</i>	<i>#</i>	<i>Name</i>	<i>Team</i>	<i>ISU</i>	<i>Fin</i>		<i>Time</i>
Final Group 1							
1	12	Murray COCHRANE	DSSC	GBR	1	1-1	2:34.963
2	168	Farrell TREACY	MIRC	GBR	2	2-2	2:38.633
3	150	Billy SIMMS	MIRC	GBR	3	3-1	2:40.118
4	48	Greg IRELAND	DSSC	GBR	4	4-2	2:43.842
5	253	Sam HAMMERSLEY	NIRC	GBR	5	5-3	2:44.564
6	235	Shaun BAGULEY	NIRC	GBR	6	6-3	2:54.585
Final Group 2							
7	1	Roy WALKER	AYR	GBR	1	1-4	2:47.330
8	164	James MORRISON	SHF	GBR	2	2-5	2:47.414
9	287	Conor COURT	MIRC	GBR	3	3-5	2:59.008
10	284	Connor HULL	AYR	GBR	4	4-4	3:05.010
11	84	Liam BURROWS	NIRC	GBR	5	5-6	3:41.051

## Heats 500 meter Junior Men

### Race 43, Group 1 (1 of 3)

Fin	Nr	Name	Abr	Nat	Time	Pnts	>>
1	168	Farrell TREACY	MIRC	GBR	48.409		Q
2	253	Sam HAMMERSLEY	NIRC	GBR	51.167		Q
3	284	Connor HULL	AYR	GBR	55.671		q
4	164	James MORRISON	SHF	GBR	1:23.427		

### Race 44, Group 1 (2 of 3)

Fin	Nr	Name	Abr	Nat	Time	Pnts	>>
1	150	Billy SIMMS	MIRC	GBR	45.971		Q
2	48	Greg IRELAND	DSSC	GBR	49.957		Q
3	1	Roy WALKER	AYR	GBR	50.535		q
4	84	Liam BURROWS	NIRC	GBR	1:00.875		

### Race 45, Group 1 (3 of 3)

Fin	Nr	Name	Abr	Nat	Time	Pnts	>>
1	12	Murray COCHRANE	DSSC	GBR	47.569		Q
2	287	Conor COURT	MIRC	GBR	53.541		Q
p	235	Shaun BAGULEY	NIRC	GBR	penalty		

## Semi Final 500 meter Junior Men

### Race 65, Group 1 (1 of 2)

Fin	Nr	Name	Abr	Nat	Time	Pnts	>>
1	150	Billy SIMMS	MIRC	GBR	45.099		Q
2	48	Greg IRELAND	DSSC	GBR	48.805		Q
3	1	Roy WALKER	AYR	GBR	52.147		
4	287	Conor COURT	MIRC	GBR	1:05.951		

### Race 66, Group 1 (2 of 2)

Fin	Nr	Name	Abr	Nat	Time	Pnts	>>
1	12	Murray COCHRANE	DSSC	GBR	45.970		Q
2	168	Farrell TREACY	MIRC	GBR	47.226		Q
3	253	Sam HAMMERSLEY	NIRC	GBR	50.280		
4	284	Connor HULL	AYR	GBR	55.466		

## Final 500 meter Junior Men

### Race 77, Group 3 (1 of 1)

Fin	Nr	Name	Abr	Nat	Time	Pnts	>>
1	235	Shaun BAGULEY	NIRC	GBR	53.200		
2	84	Liam BURROWS	NIRC	GBR	59.918		
ns	164	James MORRISON	SHF	GBR	no start		

### Race 78, Group 2 (1 of 1)

Fin	Nr	Name	Abr	Nat	Time	Pnts	>>
1	253	Sam HAMMERSLEY	NIRC	GBR	50.986		
2	1	Roy WALKER	AYR	GBR	51.094		
3	284	Connor HULL	AYR	GBR	52.992		
4	287	Conor COURT	MIRC	GBR	1:05.208		



**British Short Track Championships**

**National Ice Centre, Nottingham**

**7th & 8th January 2012**



**Race 79, Group 1 (1 of 1)**

<i>Fin</i>	<i>Nr</i>	<i>Name</i>	<i>Abr</i>	<i>Nat</i>	<i>Time</i>	<i>Pnts</i>	>>
1	150	<b>Billy SIMMS</b>	MIRC	GBR	<b>44.816</b>	<b>34</b>	
2	12	<b>Murray COCHRANE</b>	DSSC	GBR	<b>46.804</b>	<b>21</b>	
3	168	<b>Farrell TREACY</b>	MIRC	GBR	<b>47.316</b>	<b>13</b>	
4	48	<b>Greg IRELAND</b>	DSSC	GBR	<b>49.408</b>	<b>8</b>	



## British Short Track Championships

National Ice Centre, Nottingham

7th & 8th January 2012



### Distance Classification 500 meter Junior Men

<i>Rank</i>	<i>#</i>	<i>Name</i>	<i>Team</i>	<i>ISU</i>	<i>Fin</i>		<i>Time</i>
Final Group 1							
1	150	Billy SIMMS	MIRC	GBR	1	1-1-1	44.816
2	12	Murray COCHRANE	DSSC	GBR	2	2-1-1	45.970
3	168	Farrell TREACY	MIRC	GBR	3	3-2-1	47.226
4	48	Greg IRELAND	DSSC	GBR	4	4-2-2	48.805
Final Group 2							
5	253	Sam HAMMERSLEY	NIRC	GBR	1	1-3-2	50.280
6	1	Roy WALKER	AYR	GBR	2	2-3-3	50.535
7	284	Connor HULL	AYR	GBR	3	3-4-3	52.992
8	287	Conor COURT	MIRC	GBR	4	4-4-2	53.541
Final Group 3							
9	235	Shaun BAGULEY	NIRC	GBR	1	1-P	53.200
10	84	Liam BURROWS	NIRC	GBR	2	2-4	59.918
11	164	James MORRISON	SHF	GBR	NS	NS-4	1:23.427



## Heats 1000 meter Junior Men

### Race 91, Group 1 (1 of 3)

Fin	Nr	Name	Abr	Nat	Time	Pnts	>>
1	12	Murray COCHRANE	DSSC	GBR	1:47.876		Q
2	235	Shaun BAGULEY	NIRC	GBR	1:51.090		Q
3	287	Conor COURT	MIRC	GBR	1:52.292		q

### Race 92, Group 1 (2 of 3)

Fin	Nr	Name	Abr	Nat	Time	Pnts	>>
1	150	Billy SIMMS	MIRC	GBR	1:53.663		Q
2	253	Sam HAMMERSLEY	NIRC	GBR	1:58.197		Q
3	284	Connor HULL	AYR	GBR	2:00.515		
ns	164	James MORRISON	SHF	GBR	no start		

### Race 93, Group 1 (3 of 3)

Fin	Nr	Name	Abr	Nat	Time	Pnts	>>
1	168	Farrell TREACY	MIRC	GBR	1:50.226		Q
2	48	Greg IRELAND	DSSC	GBR	1:51.184		Q
3	1	Roy WALKER	AYR	GBR	1:51.368		q
4	84	Liam BURROWS	NIRC	GBR	2:14.096		

## Semi Final 1000 meter Junior Men

### Race 102, Group 1 (1 of 2)

Fin	Nr	Name	Abr	Nat	Time	Pnts	>>
1	12	Murray COCHRANE	DSSC	GBR	1:44.376		Q
2	168	Farrell TREACY	MIRC	GBR	1:46.394		Q
3	253	Sam HAMMERSLEY	NIRC	GBR	1:49.214		
4	287	Conor COURT	MIRC	GBR	1:51.874		

### Race 103, Group 1 (2 of 2)

Fin	Nr	Name	Abr	Nat	Time	Pnts	>>
1	150	Billy SIMMS	MIRC	GBR	1:43.264		Q
2	48	Greg IRELAND	DSSC	GBR	1:47.016		Q
3	1	Roy WALKER	AYR	GBR	1:47.648		
4	235	Shaun BAGULEY	NIRC	GBR	1:49.906		

## Final 1000 meter Junior Men

### Race 120, Group 3 (1 of 1)

Fin	Nr	Name	Abr	Nat	Time	Pnts	>>
1	<b>284</b>	<b>Connor HULL</b>	<b>AYR</b>	<b>GBR</b>	<b>2:11.396</b>		
2	<b>84</b>	<b>Liam BURROWS</b>	<b>NIRC</b>	<b>GBR</b>	<b>2:33.102</b>		

### Race 121, Group 2 (1 of 1)

Fin	Nr	Name	Abr	Nat	Time	Pnts	>>
1	<b>253</b>	<b>Sam HAMMERSLEY</b>	<b>NIRC</b>	<b>GBR</b>	<b>1:44.658</b>		
2	<b>1</b>	<b>Roy WALKER</b>	<b>AYR</b>	<b>GBR</b>	<b>1:44.860</b>		
3	<b>235</b>	<b>Shaun BAGULEY</b>	<b>NIRC</b>	<b>GBR</b>	<b>1:48.522</b>		
4	<b>287</b>	<b>Conor COURT</b>	<b>MIRC</b>	<b>GBR</b>	<b>1:53.560</b>		



British Short Track Championships

National Ice Centre, Nottingham

7th & 8th January 2012



**Race 122, Group 1 (1 of 1)**

<i>Fin</i>	<i>Nr</i>	<i>Name</i>	<i>Abr</i>	<i>Nat</i>	<i>Time</i>	<i>Pnts</i>	>>
1	150	<b>Billy SIMMS</b>	MIRC	GBR	<b>1:38.084</b>	<b>34</b>	
2	12	<b>Murray COCHRANE</b>	DSSC	GBR	<b>1:39.074</b>	<b>21</b>	
3	168	<b>Farrell TREACY</b>	MIRC	GBR	<b>1:40.466</b>	<b>13</b>	
4	48	<b>Greg IRELAND</b>	DSSC	GBR	<b>1:49.336</b>	<b>8</b>	



## British Short Track Championships

National Ice Centre, Nottingham

7th & 8th January 2012



### Distance Classification 1000 meter Junior Men

<i>Rank</i>	<i>#</i>	<i>Name</i>	<i>Team</i>	<i>ISU</i>	<i>Fin</i>	<i>Time</i>	
Final Group 1							
1	150	Billy SIMMS	MIRC	GBR	1	1-1-1	1:38.084
2	12	Murray COCHRANE	DSSC	GBR	2	2-1-1	1:39.074
3	168	Farrell TREACY	MIRC	GBR	3	3-2-1	1:40.466
4	48	Greg IRELAND	DSSC	GBR	4	4-2-2	1:47.016
Final Group 2							
5	253	Sam HAMMERSLEY	NIRC	GBR	1	1-3-2	1:44.658
6	1	Roy WALKER	AYR	GBR	2	2-3-3	1:44.860
7	235	Shaun BAGULEY	NIRC	GBR	3	3-4-2	1:48.522
8	287	Conor COURT	MIRC	GBR	4	4-4-3	1:51.874
Final Group 3							
9	284	Connor HULL	AYR	GBR	1	1-3	2:00.515
10	84	Liam BURROWS	NIRC	GBR	2	2-4	2:14.096



## British Short Track Championships

National Ice Centre, Nottingham

7th & 8th January 2012



### Overall Classification Junior Men

<i>Rank</i>	<i>#</i>	<i>Name</i>	<i>Team</i>	<i>ISU</i>	<i>FP</i>	<i>CDR</i>		<i>time</i>
1	150	Billy SIMMS	MIRC	GBR	81	5	3-1-1	2:40.118
2	12	Murray COCHRANE	DSSC	GBR	76	5	1-2-2	2:34.963
3	168	Farrell TREACY	MIRC	GBR	47	8	2-3-3	2:38.633
4	48	Greg IRELAND	DSSC	GBR	24	12	4-4-4	2:43.842
5	253	Sam HAMMERSLEY	NIRC	GBR	5	15	5-5-5	2:44.564
6	235	Shaun BAGULEY	NIRC	GBR	3	22	6-9-7	2:54.585
7	1	Roy WALKER	AYR	GBR		19	7-6-6	2:47.330
8	287	Conor COURT	MIRC	GBR		25	9-8-8	2:59.008
9	284	Connor HULL	AYR	GBR		26	10-7-9	3:05.010
10	164	James MORRISON	SHF	GBR		30	8-11-11	2:47.414
11	84	Liam BURROWS	NIRC	GBR		31	11-10-10	3:41.051



## British Short Track Championships

National Ice Centre, Nottingham

7th & 8th January 2012



### List of Competitors

---

#### Junior Ladies

45	THOMSON	Kathryn	AYR	GBR	STGBR22601199601
55	SCOTT	Shannon	AYR	GBR	STGBR21910199301
211	PIRIE	Claire	FVISC	GBR	STGBR21109199201
260	AITKEN	Paige	MIRC	GBR	STGBR20404199601
285	ANWAR-WRIGHT	Neave	ALT	GBR	STGBR21711199501



British Short Track Championships

National Ice Centre, Nottingham

7th & 8th January 2012



**Qualification**

**Junior Ladies**

( 5 competitors)

January 7, 2012

13:53 32 1 Final 1500

January 8, 2012

13:04 76 1 Final 500

16:21 119 1 Final 1000

1500

*Final*

A ( 1)

500

*Final*

A ( 1)

1000

*Final*

A ( 1)



British Short Track Championships

National Ice Centre, Nottingham

7th & 8th January 2012



## Final 1500 meter Junior Ladies

---

### Race 32, Group 1 (1 of 1)

<i>Fin</i>	<i>Nr</i>	<i>Name</i>	<i>Abr</i>	<i>Nat</i>	<i>Time</i>	<i>Pnts</i>	>>
1	55	Shannon SCOTT	AYR	GBR	2:55.467	34	
2	45	Kathryn THOMSON	AYR	GBR	2:55.509	21	
3	211	Claire PIRIE	FVISC	GBR	2:56.701	13	
4	260	Paige AITKEN	MIRC	GBR	3:07.217	8	
5	285	Neave ANWAR-WRIGHT	ALT	GBR	3:08.323	5	



British Short Track Championships

National Ice Centre, Nottingham

7th & 8th January 2012



**Distance Classification 1500 meter Junior Ladies**

---

<i>Rank</i>	<i>#</i>	<i>Name</i>	<i>Team</i>	<i>ISU</i>	<i>Fin</i>		<i>Time</i>
Final Group 1							
1	55	Shannon SCOTT	AYR	GBR	1	1	2:55.467
2	45	Kathryn THOMSON	AYR	GBR	2	2	2:55.509
3	211	Claire PIRIE	FVISC	GBR	3	3	2:56.701
4	260	Paige AITKEN	MIRC	GBR	4	4	3:07.217
5	285	Neave ANWAR-WRIGHT	ALT	GBR	5	5	3:08.323





British Short Track Championships

National Ice Centre, Nottingham

7th & 8th January 2012



## Final 500 meter Junior Ladies

---

### Race 76, Group 1 (1 of 1)

<i>Fin</i>	<i>Nr</i>	<i>Name</i>	<i>Abr</i>	<i>Nat</i>	<i>Time</i>	<i>Pnts</i>	>>
1	211	Claire PIRIE	FVISC	GBR	51.530	34	
2	55	Shannon SCOTT	AYR	GBR	51.700	21	
3	45	Kathryn THOMSON	AYR	GBR	51.932	13	
4	260	Paige AITKEN	MIRC	GBR	1:00.670	8	
5	285	Neave ANWAR-WRIGHT	ALT	GBR	1:15.642	5	



## British Short Track Championships

National Ice Centre, Nottingham

7th & 8th January 2012



### Distance Classification 500 meter Junior Ladies

<i>Rank</i>	<i>#</i>	<i>Name</i>	<i>Team</i>	<i>ISU</i>	<i>Fin</i>		<i>Time</i>
Final Group 1							
1	211	Claire PIRIE	FVISC	GBR	1	1	51.530
2	55	Shannon SCOTT	AYR	GBR	2	2	51.700
3	45	Kathryn THOMSON	AYR	GBR	3	3	51.932
4	260	Paige AITKEN	MIRC	GBR	4	4	1:00.670
5	285	Neave ANWAR-WRIGHT	ALT	GBR	5	5	1:15.642



British Short Track Championships

National Ice Centre, Nottingham

7th & 8th January 2012



**Final 1000 meter Junior Ladies**

---

**Race 119, Group 1 (1 of 1)**

<i>Fin</i>	<i>Nr</i>	<i>Name</i>	<i>Abr</i>	<i>Nat</i>	<i>Time</i>	<i>Pnts</i>	>>
1	45	Kathryn THOMSON	AYR	GBR	1:56.677	34	
2	211	Claire PIRIE	FVISC	GBR	1:56.759	21	
3	55	Shannon SCOTT	AYR	GBR	1:56.813	13	
4	285	Neave ANWAR-WRIGHT	ALT	GBR	2:06.269	8	
5	260	Paige AITKEN	MIRC	GBR	2:11.295	5	



British Short Track Championships

National Ice Centre, Nottingham

7th & 8th January 2012



**Distance Classification 1000 meter Junior Ladies**

---

<i>Rank</i>	<i>#</i>	<i>Name</i>	<i>Team</i>	<i>ISU</i>	<i>Fin</i>		<i>Time</i>
Final Group 1							
1	45	Kathryn THOMSON	AYR	GBR	1	1	1:56.677
2	211	Claire PIRIE	FVISC	GBR	2	2	1:56.759
3	55	Shannon SCOTT	AYR	GBR	3	3	1:56.813
4	285	Neave ANWAR-WRIGHT	ALT	GBR	4	4	2:06.269
5	260	Paige AITKEN	MIRC	GBR	5	5	2:11.295



## British Short Track Championships

National Ice Centre, Nottingham

7th & 8th January 2012



### Overall Classification Junior Ladies

<i>Rank</i>	<i>#</i>	<i>Name</i>	<i>Team</i>	<i>ISU</i>	<i>FP</i>	<i>CDR</i>	<i>time</i>	
1	55	Shannon SCOTT	AYR	GBR	68	6	1-2-3	2:55.467
2	45	Kathryn THOMSON	AYR	GBR	68	6	2-3-1	2:55.509
3	211	Claire PIRIE	FVISC	GBR	68	6	3-1-2	2:56.701
4	260	Paige AITKEN	MIRC	GBR	21	13	4-4-5	3:07.217
5	285	Neave ANWAR-WRIGHT	ALT	GBR	18	14	5-5-4	3:08.323



## British Short Track Championships

National Ice Centre, Nottingham

7th & 8th January 2012



### List of Competitors

---

#### Juvenile Men

98	DJEMAL	Aydin	ALD	GBR	STGBR10611199601
101	CAST	Anthony	ALD	GBR	STGBR12903199701
126	AITKEN	Scott	MIRC	GBR	STGBR12701199801
171	LEUNG	Jason	MIRC	GBR	STGBR12907199601
212	TREACY	Ethan	MIRC	GBR	STGBR11906199801
213	MACFARLANE	Ben	DSSC	GBR	STGBR10904199801
215	PORTER	Jacob	NIRC	GBR	STGBR13110199701
231	GARRATT	Andrew	NIRC	GBR	STGBR13011199902
236	BAGULEY	Carl	NIRC	GBR	STGBR11810199701
244	BURROWS	Jack	NIRC	GBR	STGBR12707199501

## Qualification

### Juvenile Men

( 9 competitors)

January 7, 2012

11:26	1 - 3	3	Heats	1000	3x1+3x2+2x3	qualify for	Semi Final	1000
						others continue in	Final	1000
12:33	15 - 16	2	Semi Final	1000	2x1+2x2	qualify for	Final	1000
						others continue in	Final	1000
13:28	26	1	Final	1000				
13:32	27	1	Final	1000				
13:36	28	1	Final	1000				

14:35	37 - 39	3	Heats	500	3x1+3x2+2x3	qualify for	Semi Final	500
						others continue in	Final	500

January 8, 2012

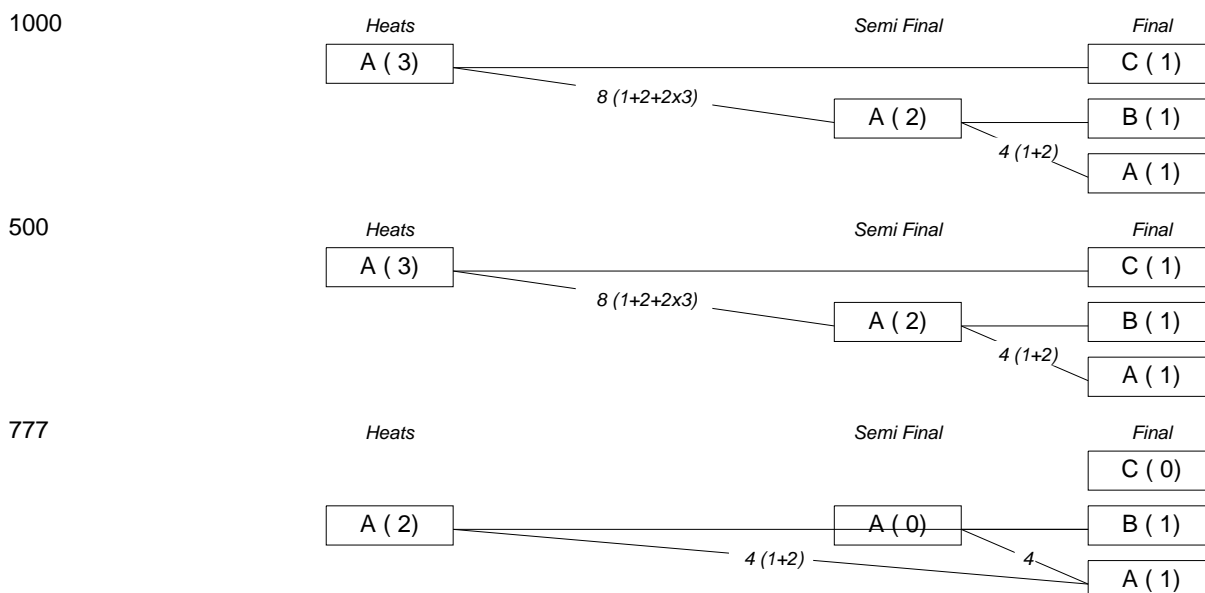
12:02	61 - 62	2	Semi Final	500	2x1+2x2	qualify for	Final	500
						others continue in	Final	500

12:45	70	1	Final	500				
12:48	71	1	Final	500				
12:51	72	1	Final	500				

13:48	85 - 86	3	Heats	777	3x1+1x2	qualify for	Final	777
						others continue in	Final	777

14:45	98 - 97	2	Semi Final	777	2x1+2x2	qualify for	Final	777
						others continue in	Final	777

15:47	113 - 112	1	Final	777				
15:47	114	1	Final	777				
15:51	115	1	Final	777				



## Heats 1000 meter Juvenile Men

### Race 1, Group 1 (1 of 3)

<i>Fin</i>	<i>Nr</i>	<i>Name</i>	<i>Abr</i>	<i>Nat</i>	<i>Time</i>	<i>Pnts</i>	<i>&gt;&gt;</i>
1	98	Aydin DJEMAL	ALD	GBR	1:47.306		Q
2	213	Ben MACFARLANE	DSSC	GBR	1:48.162		Q
3	126	Scott AITKEN	MIRC	GBR	1:56.830		q

### Race 2, Group 1 (2 of 3)

<i>Fin</i>	<i>Nr</i>	<i>Name</i>	<i>Abr</i>	<i>Nat</i>	<i>Time</i>	<i>Pnts</i>	<i>&gt;&gt;</i>
1	101	Anthony CAST	ALD	GBR	1:47.298		Q
2	171	Jason LEUNG	MIRC	GBR	1:47.372		Q
3	236	Carl BAGULEY	NIRC	GBR	2:01.372		
4	231	Andrew GARRATT	NIRC	GBR	2:06.794		

### Race 3, Group 1 (3 of 3)

<i>Fin</i>	<i>Nr</i>	<i>Name</i>	<i>Abr</i>	<i>Nat</i>	<i>Time</i>	<i>Pnts</i>	<i>&gt;&gt;</i>
1	244	Jack BURROWS	NIRC	GBR	1:42.066		Q
2	212	Ethan TREACY	MIRC	GBR	1:51.468		Q
3	215	Jacob PORTER	NIRC	GBR	1:56.734		q

## Semi Final 1000 meter Juvenile Men

### Race 15, Group 1 (1 of 2)

<i>Fin</i>	<i>Nr</i>	<i>Name</i>	<i>Abr</i>	<i>Nat</i>	<i>Time</i>	<i>Pnts</i>	<i>&gt;&gt;</i>
1	98	Aydin DJEMAL	ALD	GBR	1:51.223		Q
2	244	Jack BURROWS	NIRC	GBR	1:51.581		Q
3	212	Ethan TREACY	MIRC	GBR	1:54.149		
4	126	Scott AITKEN	MIRC	GBR	2:01.293		

### Race 16, Group 1 (2 of 2)

<i>Fin</i>	<i>Nr</i>	<i>Name</i>	<i>Abr</i>	<i>Nat</i>	<i>Time</i>	<i>Pnts</i>	<i>&gt;&gt;</i>
1	171	Jason LEUNG	MIRC	GBR	1:43.993		Q
2	101	Anthony CAST	ALD	GBR	1:44.089		Q
3	213	Ben MACFARLANE	DSSC	GBR	1:44.201		
4	215	Jacob PORTER	NIRC	GBR	1:55.891		

## Final 1000 meter Juvenile Men

### Race 26, Group 3 (1 of 1)

<i>Fin</i>	<i>Nr</i>	<i>Name</i>	<i>Abr</i>	<i>Nat</i>	<i>Time</i>	<i>Pnts</i>	<i>&gt;&gt;</i>
1	236	Carl BAGULEY	NIRC	GBR	2:03.799		
2	231	Andrew GARRATT	NIRC	GBR	2:08.787		

### Race 27, Group 2 (1 of 1)

<i>Fin</i>	<i>Nr</i>	<i>Name</i>	<i>Abr</i>	<i>Nat</i>	<i>Time</i>	<i>Pnts</i>	<i>&gt;&gt;</i>
1	213	Ben MACFARLANE	DSSC	GBR	1:46.769		
2	212	Ethan TREACY	MIRC	GBR	1:48.707		
3	215	Jacob PORTER	NIRC	GBR	1:53.895		
4	126	Scott AITKEN	MIRC	GBR	1:56.061		





**British Short Track Championships**

**National Ice Centre, Nottingham**

**7th & 8th January 2012**



**Race 28, Group 1 (1 of 1)**

<i>Fin</i>	<i>Nr</i>	<i>Name</i>	<i>Abr</i>	<i>Nat</i>	<i>Time</i>	<i>Pnts</i>	>>
1	98	Aydin DJEMAL	ALD	GBR	1:49.031	34	
2	244	Jack BURROWS	NIRC	GBR	1:49.189	21	
3	171	Jason LEUNG	MIRC	GBR	1:49.397	13	
4	101	Anthony CAST	ALD	GBR	1:49.619	8	



## British Short Track Championships

National Ice Centre, Nottingham

7th & 8th January 2012



### Distance Classification 1000 meter Juvenile Men

<i>Rank</i>	<i>#</i>	<i>Name</i>	<i>Team</i>	<i>ISU</i>	<i>Fin</i>		<i>Time</i>
Final Group 1							
1	98	Aydin DJEMAL	ALD	GBR	1	1-1-1	1:47.306
2	244	Jack BURROWS	NIRC	GBR	2	2-2-1	1:42.066
3	171	Jason LEUNG	MIRC	GBR	3	3-1-2	1:43.993
4	101	Anthony CAST	ALD	GBR	4	4-2-1	1:44.089
Final Group 2							
5	213	Ben MACFARLANE	DSSC	GBR	1	1-3-2	1:44.201
6	212	Ethan TREACY	MIRC	GBR	2	2-3-2	1:48.707
7	215	Jacob PORTER	NIRC	GBR	3	3-4-3	1:53.895
8	126	Scott AITKEN	MIRC	GBR	4	4-4-3	1:56.061
Final Group 3							
9	236	Carl BAGULEY	NIRC	GBR	1	1-3	2:01.372
10	231	Andrew GARRATT	NIRC	GBR	2	2-4	2:06.794

## Heats 500 meter Juvenile Men

### Race 37, Group 1 (1 of 3)

<i>Fin</i>	<i>Nr</i>	<i>Name</i>	<i>Abr</i>	<i>Nat</i>	<i>Time</i>	<i>Pnts</i>	<i>&gt;&gt;</i>
1	98	Aydin DJEMAL	ALD	GBR	50.689		Q
2	212	Ethan TREACY	MIRC	GBR	51.609		Q
3	215	Jacob PORTER	NIRC	GBR	55.109		q

### Race 38, Group 1 (2 of 3)

<i>Fin</i>	<i>Nr</i>	<i>Name</i>	<i>Abr</i>	<i>Nat</i>	<i>Time</i>	<i>Pnts</i>	<i>&gt;&gt;</i>
1	244	Jack BURROWS	NIRC	GBR	47.403		Q
2	213	Ben MACFARLANE	DSSC	GBR	47.999		Q
3	126	Scott AITKEN	MIRC	GBR	56.643		q

### Race 39, Group 1 (3 of 3)

<i>Fin</i>	<i>Nr</i>	<i>Name</i>	<i>Abr</i>	<i>Nat</i>	<i>Time</i>	<i>Pnts</i>	<i>&gt;&gt;</i>
1	171	Jason LEUNG	MIRC	GBR	48.149		Q
2	101	Anthony CAST	ALD	GBR	49.271		Q
3	236	Carl BAGULEY	NIRC	GBR	58.609		
4	231	Andrew GARRATT	NIRC	GBR	1:01.627		

## Semi Final 500 meter Juvenile Men

### Race 61, Group 1 (1 of 2)

<i>Fin</i>	<i>Nr</i>	<i>Name</i>	<i>Abr</i>	<i>Nat</i>	<i>Time</i>	<i>Pnts</i>	<i>&gt;&gt;</i>
1	244	Jack BURROWS	NIRC	GBR	46.899		Q
2	171	Jason LEUNG	MIRC	GBR	47.581		Q
3	101	Anthony CAST	ALD	GBR	47.635		
4	126	Scott AITKEN	MIRC	GBR	56.906		

### Race 62, Group 1 (2 of 2)

<i>Fin</i>	<i>Nr</i>	<i>Name</i>	<i>Abr</i>	<i>Nat</i>	<i>Time</i>	<i>Pnts</i>	<i>&gt;&gt;</i>
1	98	Aydin DJEMAL	ALD	GBR	47.660		Q
2	213	Ben MACFARLANE	DSSC	GBR	48.292		Q
3	212	Ethan TREACY	MIRC	GBR	49.816		
4	215	Jacob PORTER	NIRC	GBR	55.022		

## Final 500 meter Juvenile Men

### Race 70, Group 3 (1 of 1)

<i>Fin</i>	<i>Nr</i>	<i>Name</i>	<i>Abr</i>	<i>Nat</i>	<i>Time</i>	<i>Pnts</i>	<i>&gt;&gt;</i>
1	236	Carl BAGULEY	NIRC	GBR	58.479		
2	231	Andrew GARRATT	NIRC	GBR	59.601		

### Race 71, Group 2 (1 of 1)

<i>Fin</i>	<i>Nr</i>	<i>Name</i>	<i>Abr</i>	<i>Nat</i>	<i>Time</i>	<i>Pnts</i>	<i>&gt;&gt;</i>
1	101	Anthony CAST	ALD	GBR	48.899		
2	212	Ethan TREACY	MIRC	GBR	49.509		
3	215	Jacob PORTER	NIRC	GBR	55.245		
4	126	Scott AITKEN	MIRC	GBR	56.677		



British Short Track Championships

National Ice Centre, Nottingham

7th & 8th January 2012



**Race 72, Group 1 (1 of 1)**

<i>Fin</i>	<i>Nr</i>	<i>Name</i>	<i>Abr</i>	<i>Nat</i>	<i>Time</i>	<i>Pnts</i>	>>
1	244	Jack BURROWS	NIRC	GBR	46.883	34	
2	171	Jason LEUNG	MIRC	GBR	47.059	21	
3	213	Ben MACFARLANE	DSSC	GBR	47.505	13	
<i>p</i>	98	Aydin DJEMAL	ALD	GBR	penalty		



## British Short Track Championships

National Ice Centre, Nottingham

7th & 8th January 2012



### Distance Classification 500 meter Juvenile Men

<i>Rank</i>	<i>#</i>	<i>Name</i>	<i>Team</i>	<i>ISU</i>	<i>Fin</i>		<i>Time</i>
Final Group 1							
1	244	Jack BURROWS	NIRC	GBR	1	1-1-1	46.883
2	171	Jason LEUNG	MIRC	GBR	2	2-2-1	47.059
3	213	Ben MACFARLANE	DSSC	GBR	3	3-2-2	47.505
4	98	Aydin DJEMAL	ALD	GBR	P	P-1-1	47.660
Final Group 2							
5	101	Anthony CAST	ALD	GBR	1	1-3-2	47.635
6	212	Ethan TREACY	MIRC	GBR	2	2-3-2	49.509
7	215	Jacob PORTER	NIRC	GBR	3	3-4-3	55.022
8	126	Scott AITKEN	MIRC	GBR	4	4-4-3	56.643
Final Group 3							
9	236	Carl BAGULEY	NIRC	GBR	1	1-3	58.479
10	231	Andrew GARRATT	NIRC	GBR	2	2-4	59.601

## Heats 777 meter Juvenile Men

### Race 85, Group 1 (1 of 2)

<i>Fin</i>	<i>Nr</i>	<i>Name</i>	<i>Abr</i>	<i>Nat</i>	<i>Time</i>	<i>Pnts</i>	>>
1	244	Jack BURROWS	NIRC	GBR	1:15.580		Q
2	101	Anthony CAST	ALD	GBR	1:16.772		Q
3	212	Ethan TREACY	MIRC	GBR	1:23.228		
4	236	Carl BAGULEY	NIRC	GBR	1:30.690		
5	231	Andrew GARRATT	NIRC	GBR	1:36.032		

### Race 86, Group 1 (2 of 2)

<i>Fin</i>	<i>Nr</i>	<i>Name</i>	<i>Abr</i>	<i>Nat</i>	<i>Time</i>	<i>Pnts</i>	>>
1	98	Aydin DJEMAL	ALD	GBR	1:16.423		Q
2	171	Jason LEUNG	MIRC	GBR	1:16.605		Q
3	126	Scott AITKEN	MIRC	GBR	1:27.617		
4	215	Jacob PORTER	NIRC	GBR	1:28.397		

## Final 777 meter Juvenile Men

### Race 114, Group 2 (1 of 1)

<i>Fin</i>	<i>Nr</i>	<i>Name</i>	<i>Abr</i>	<i>Nat</i>	<i>Time</i>	<i>Pnts</i>	>>
1	212	Ethan TREACY	MIRC	GBR	1:28.003		
2	215	Jacob PORTER	NIRC	GBR	1:30.759		
3	126	Scott AITKEN	MIRC	GBR	1:30.945		
4	236	Carl BAGULEY	NIRC	GBR	1:31.079		
5	231	Andrew GARRATT	NIRC	GBR	1:38.154		

### Race 115, Group 1 (1 of 1)

<i>Fin</i>	<i>Nr</i>	<i>Name</i>	<i>Abr</i>	<i>Nat</i>	<i>Time</i>	<i>Pnts</i>	>>
1	98	Aydin DJEMAL	ALD	GBR	1:18.205	34	
2	244	Jack BURROWS	NIRC	GBR	1:18.349	21	
3	171	Jason LEUNG	MIRC	GBR	1:19.027	13	
4	101	Anthony CAST	ALD	GBR	1:39.779	8	



## British Short Track Championships

National Ice Centre, Nottingham

7th & 8th January 2012



### Distance Classification 777 meter Juvenile Men

<i>Rank</i>	<i>#</i>	<i>Name</i>	<i>Team</i>	<i>ISU</i>	<i>Fin</i>		<i>Time</i>
Final Group 1							
1	98	Aydin DJEMAL	ALD	GBR	1	1-1	1:16.423
2	244	Jack BURROWS	NIRC	GBR	2	2-1	1:15.580
3	171	Jason LEUNG	MIRC	GBR	3	3-2	1:16.605
4	101	Anthony CAST	ALD	GBR	4	4-2	1:16.772
Final Group 2							
5	212	Ethan TREACY	MIRC	GBR	1	1-3	1:23.228
6	215	Jacob PORTER	NIRC	GBR	2	2-4	1:28.397
7	126	Scott AITKEN	MIRC	GBR	3	3-3	1:27.617
8	236	Carl BAGULEY	NIRC	GBR	4	4-4	1:30.690
9	231	Andrew GARRATT	NIRC	GBR	5	5-5	1:36.032



## British Short Track Championships

National Ice Centre, Nottingham

7th & 8th January 2012



### Overall Classification Juvenile Men

<i>Rank</i>	<i>#</i>	<i>Name</i>	<i>Team</i>	<i>ISU</i>	<i>FP</i>	<i>CDR</i>	<i>time</i>	
1	244	Jack BURROWS	NIRC	GBR	76	5	2-1-2	1:42.066
2	98	Aydin DJEMAL	ALD	GBR	68	6	1-4-1	1:47.306
3	171	Jason LEUNG	MIRC	GBR	47	8	3-2-3	1:43.993
4	101	Anthony CAST	ALD	GBR	16	13	4-5-4	1:44.089
5	213	Ben MACFARLANE	DSSC	GBR	13	19	5-3-11	1:44.201
6	212	Ethan TREACY	MIRC	GBR		17	6-6-5	1:48.707
7	215	Jacob PORTER	NIRC	GBR		20	7-7-6	1:53.895
8	126	Scott AITKEN	MIRC	GBR		23	8-8-7	1:56.061
9	236	Carl BAGULEY	NIRC	GBR		26	9-9-8	2:01.372
10	231	Andrew GARRATT	NIRC	GBR		29	10-10-9	2:06.794





**British Short Track Championships**

**National Ice Centre, Nottingham**

**7th & 8th January 2012**



**List of Competitors**

---

Juvenile Ladies

93	ROBERTS	Saskia	NIRC	GBR	STGBR22709199601
234	PICKERING	Jennifer	NIRC	GBR	STGBR22202199701
281	SHANAHAN	Georgia	NIRC	GBR	STGBR20208199701



British Short Track Championships

National Ice Centre, Nottingham

7th & 8th January 2012



**Qualification**

**Juvenile Ladies** ( 3 competitors)

January 7, 2012

13:08 25 1 Final 1000

January 8, 2012

12:41 69 1 Final 500

15:43 112 1 Final 777

1000

*Final*

A ( 1)

500

*Final*

A ( 1)

777

*Final*

A ( 1)



British Short Track Championships

National Ice Centre, Nottingham

7th & 8th January 2012



## Final 1000 meter Juvenile Ladies

---

### Race 25, Group 1 (1 of 1)

<i>Fin</i>	<i>Nr</i>	<i>Name</i>	<i>Abr</i>	<i>Nat</i>	<i>Time</i>	<i>Pnts</i>	>>
1	234	Jennifer PICKERING	NIRC	GBR	1:51.923	34	
2	93	Saskia ROBERTS	NIRC	GBR	1:54.857	21	
3	281	Georgia SHANAHAN	NIRC	GBR	2:00.035	13	



## British Short Track Championships

National Ice Centre, Nottingham

7th & 8th January 2012



### Distance Classification 1000 meter Juvenile Ladies

---

<i>Rank</i>	<i>#</i>	<i>Name</i>	<i>Team</i>	<i>ISU</i>	<i>Fin</i>		<i>Time</i>
Final Group 1							
1	234	Jennifer PICKERING	NIRC	GBR	1	1	1:51.923
2	93	Saskia ROBERTS	NIRC	GBR	2	2	1:54.857
3	281	Georgia SHANAHAN	NIRC	GBR	3	3	2:00.035



British Short Track Championships

National Ice Centre, Nottingham

7th & 8th January 2012



## Final 500 meter Juvenile Ladies

---

### Race 69, Group 1 (1 of 1)

<i>Fin</i>	<i>Nr</i>	<i>Name</i>	<i>Abr</i>	<i>Nat</i>	<i>Time</i>	<i>Pnts</i>	>>
1	93	Saskia ROBERTS	NIRC	GBR	51.587	34	
2	281	Georgia SHANAHAN	NIRC	GBR	54.403	21	
3	234	Jennifer PICKERING	NIRC	GBR	1:09.583	13	



**British Short Track Championships**

**National Ice Centre, Nottingham**

**7th & 8th January 2012**



**Distance Classification 500 meter Juvenile Ladies**

---

<i>Rank</i>	<i>#</i>	<i>Name</i>	<i>Team</i>	<i>ISU</i>	<i>Fin</i>		<i>Time</i>
Final Group 1							
1	93	Saskia ROBERTS	NIRC	GBR	1	1	51.587
2	281	Georgia SHANAHAN	NIRC	GBR	2	2	54.403
3	234	Jennifer PICKERING	NIRC	GBR	3	3	1:09.583



British Short Track Championships

National Ice Centre, Nottingham

7th & 8th January 2012



## Final 777 meter Juvenile Ladies

---

### Race 112, Group 1 (1 of 1)

<i>Fin</i>	<i>Nr</i>	<i>Name</i>	<i>Abr</i>	<i>Nat</i>	<i>Time</i>	<i>Pnts</i>	>>
1	234	Jennifer PICKERING	NIRC	GBR	1:22.137	34	
2	93	Saskia ROBERTS	NIRC	GBR	1:24.797	21	
3	281	Georgia SHANAHAN	NIRC	GBR	1:27.345	13	



**British Short Track Championships**

**National Ice Centre, Nottingham**

**7th & 8th January 2012**



**Distance Classification 777 meter Juvenile Ladies**

---

<i>Rank</i>	<i>#</i>	<i>Name</i>	<i>Team</i>	<i>ISU</i>	<i>Fin</i>		<i>Time</i>
Final Group 1							
1	234	Jennifer PICKERING	NIRC	GBR	1	1	1:22.137
2	93	Saskia ROBERTS	NIRC	GBR	2	2	1:24.797
3	281	Georgia SHANAHAN	NIRC	GBR	3	3	1:27.345





## British Short Track Championships

National Ice Centre, Nottingham

7th & 8th January 2012



### Overall Classification Juvenile Ladies

<i>Rank</i>	<i>#</i>	<i>Name</i>	<i>Team</i>	<i>ISU</i>	<i>FP</i>	<i>CDR</i>		<i>time</i>
1	234	Jennifer PICKERING	NIRC	GBR	81	5	1-3-1	1:51.923
2	93	Saskia ROBERTS	NIRC	GBR	76	5	2-1-2	1:54.857
3	281	Georgia SHANAHAN	NIRC	GBR	47	8	3-2-3	2:00.035



## British Short Track Championships

National Ice Centre, Nottingham

7th & 8th January 2012



### List of Competitors

---

#### Pee Wee Boys

145	ROBERTS	Ben	NIRC	GBR	STGBR11603200101
175	STURCH	Callum	MIRC	GBR	STGBR12704200001
214	INGLIS	Kristofer	DSSC	GBR	STGBR10607199801
250	TREACY	Niall	MIRC	GBR	STGBR12007200001
254	PICKERING	Daniel	NIRC	GBR	STGBR10901200101
258	WOODSTOCK	Jack	ALD	GBR	STGBR11311199801
282	BURROWS	Ethan	NIRC	GBR	STGBR12305200101
295	DE SOUZA	Cee-Jay	ALD	GBR	STGBR12706200001



British Short Track Championships

National Ice Centre, Nottingham

7th & 8th January 2012



**Qualification**

**Pee Wee Boys**

( 7 competitors)

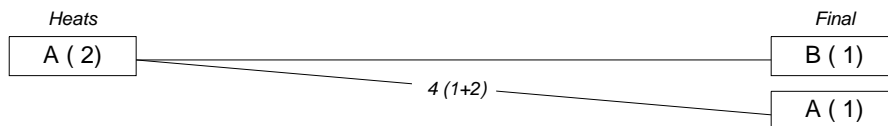
January 7, 2012

12:02	11 - 12	2	Heats	500	2x1+2x2	qualify for Final	500
							others continue in Final
13:02	23	1	Final	500			
13:05	24	1	Final	500			

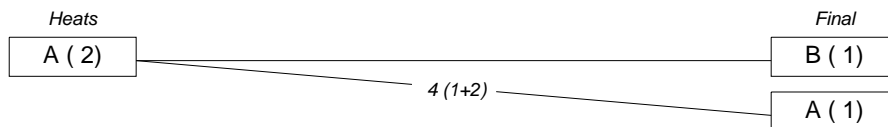
January 8, 2012

11:22	53 - 54	2	Heats	222	2x1+2x2	qualify for Final	222
							others continue in Final
11:56	59	1	Final	222			
11:59	60	1	Final	222			
14:39	96 - 97	2	Heats	333	2x1+2x2	qualify for Final	333
							others continue in Final
15:36	110	1	Final	333			
15:39	111	1	Final	333			

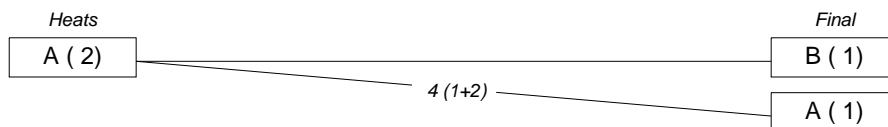
500



222



333



## Heats 500 meter Pee Wee Boys

### Race 11, Group 1 (1 of 2)

<i>Fin</i>	<i>Nr</i>	<i>Name</i>	<i>Abr</i>	<i>Nat</i>	<i>Time</i>	<i>Pnts</i>	<i>&gt;&gt;</i>
1	214	Kristofer INGLIS	DSSC	GBR	55.886		Q
2	254	Daniel PICKERING	NIRC	GBR	59.048		Q
3	175	Callum STURCH	MIRC	GBR	1:00.566		
4	258	Jack WOODSTOCK	ALD	GBR	1:01.906		

### Race 12, Group 1 (2 of 2)

<i>Fin</i>	<i>Nr</i>	<i>Name</i>	<i>Abr</i>	<i>Nat</i>	<i>Time</i>	<i>Pnts</i>	<i>&gt;&gt;</i>
1	250	Niall TREACY	MIRC	GBR	56.146		Q
2	145	Ben ROBERTS	NIRC	GBR	56.636		Q
3	282	Ethan BURROWS	NIRC	GBR	1:01.982		
4	295	Cee-Jay DE SOUZA	ALD	GBR	1:06.592		

## Final 500 meter Pee Wee Boys

### Race 23, Group 2 (1 of 1)

<i>Fin</i>	<i>Nr</i>	<i>Name</i>	<i>Abr</i>	<i>Nat</i>	<i>Time</i>	<i>Pnts</i>	<i>&gt;&gt;</i>
1	295	Cee-Jay DE SOUZA	ALD	GBR	1:00.625		
2	175	Callum STURCH	MIRC	GBR	1:01.235		
3	258	Jack WOODSTOCK	ALD	GBR	1:01.281		
p	282	Ethan BURROWS	NIRC	GBR	penalty		

### Race 24, Group 1 (1 of 1)

<i>Fin</i>	<i>Nr</i>	<i>Name</i>	<i>Abr</i>	<i>Nat</i>	<i>Time</i>	<i>Pnts</i>	<i>&gt;&gt;</i>
1	214	Kristofer INGLIS	DSSC	GBR	54.769	34	
2	250	Niall TREACY	MIRC	GBR	55.837	21	
3	145	Ben ROBERTS	NIRC	GBR	56.517	13	
4	254	Daniel PICKERING	NIRC	GBR	1:04.251	8	



British Short Track Championships

National Ice Centre, Nottingham

7th & 8th January 2012



**Distance Classification 500 meter Pee Wee Boys**

<i>Rank</i>	<i>#</i>	<i>Name</i>	<i>Team</i>	<i>ISU</i>	<i>Fin</i>		<i>Time</i>
Final Group 1							
1	214	Kristofer INGLIS	DSSC	GBR	1	1-1	54.769
2	250	Niall TREACY	MIRC	GBR	2	2-1	55.837
3	145	Ben ROBERTS	NIRC	GBR	3	3-2	56.517
4	254	Daniel PICKERING	NIRC	GBR	4	4-2	59.048
Final Group 2							
5	295	Cee-Jay DE SOUZA	ALD	GBR	1	1-4	1:00.625
6	175	Callum STURCH	MIRC	GBR	2	2-3	1:00.566
7	258	Jack WOODSTOCK	ALD	GBR	3	3-4	1:01.281
8	282	Ethan BURROWS	NIRC	GBR	P	P-3	1:01.982

## Heats 222 meter Pee Wee Boys

### Race 53, Group 1 (1 of 2)

<i>Fin</i>	<i>Nr</i>	<i>Name</i>	<i>Abr</i>	<i>Nat</i>	<i>Time</i>	<i>Pnts</i>	<i>&gt;&gt;</i>
1	214	Kristofer INGLIS	DSSC	GBR	25.699		Q
2	254	Daniel PICKERING	NIRC	GBR	26.421		Q
3	175	Callum STURCH	MIRC	GBR	27.359		
4	258	Jack WOODSTOCK	ALD	GBR	27.829		

### Race 54, Group 1 (2 of 2)

<i>Fin</i>	<i>Nr</i>	<i>Name</i>	<i>Abr</i>	<i>Nat</i>	<i>Time</i>	<i>Pnts</i>	<i>&gt;&gt;</i>
1	295	Cee-Jay DE SOUZA	ALD	GBR	26.848		Q
2	145	Ben ROBERTS	NIRC	GBR	34.672		Q
3	282	Ethan BURROWS	NIRC	GBR	35.162		
<i>nf</i>	250	Niall TREACY	MIRC	GBR	no finish		

## Final 222 meter Pee Wee Boys

### Race 59, Group 2 (1 of 1)

<i>Fin</i>	<i>Nr</i>	<i>Name</i>	<i>Abr</i>	<i>Nat</i>	<i>Time</i>	<i>Pnts</i>	<i>&gt;&gt;</i>
1	175	Callum STURCH	MIRC	GBR	26.559		
2	282	Ethan BURROWS	NIRC	GBR	26.829		
3	258	Jack WOODSTOCK	ALD	GBR	28.079		
<i>ns</i>	250	Niall TREACY	MIRC	GBR	no start		

### Race 60, Group 1 (1 of 1)

<i>Fin</i>	<i>Nr</i>	<i>Name</i>	<i>Abr</i>	<i>Nat</i>	<i>Time</i>	<i>Pnts</i>	<i>&gt;&gt;</i>
1	214	Kristofer INGLIS	DSSC	GBR	25.232	34	
2	145	Ben ROBERTS	NIRC	GBR	26.390	21	
3	295	Cee-Jay DE SOUZA	ALD	GBR	26.800	13	
4	254	Daniel PICKERING	NIRC	GBR	27.732	8	



British Short Track Championships

National Ice Centre, Nottingham

7th & 8th January 2012



**Distance Classification 222 meter Pee Wee Boys**

<i>Rank</i>	<i>#</i>	<i>Name</i>	<i>Team</i>	<i>ISU</i>	<i>Fin</i>		<i>Time</i>
Final Group 1							
1	214	Kristofer INGLIS	DSSC	GBR	1	1-1	25.232
2	145	Ben ROBERTS	NIRC	GBR	2	2-2	26.390
3	295	Cee-Jay DE SOUZA	ALD	GBR	3	3-1	26.800
4	254	Daniel PICKERING	NIRC	GBR	4	4-2	26.421
Final Group 2							
5	175	Callum STURCH	MIRC	GBR	1	1-3	26.559
6	282	Ethan BURROWS	NIRC	GBR	2	2-3	26.829
7	258	Jack WOODSTOCK	ALD	GBR	3	3-4	27.829
	250	Niall TREACY	MIRC	GBR	NS	NS-NF	0.000

## Heats 333 meter Pee Wee Boys

### Race 96, Group 1 (1 of 2)

<i>Fin</i>	<i>Nr</i>	<i>Name</i>	<i>Abr</i>	<i>Nat</i>	<i>Time</i>	<i>Pnts</i>	<i>&gt;&gt;</i>
1	214	Kristofer INGLIS	DSSC	GBR	37.200		Q
2	254	Daniel PICKERING	NIRC	GBR	37.490		Q
3	175	Callum STURCH	MIRC	GBR	38.088		
4	258	Jack WOODSTOCK	ALD	GBR	41.384		

### Race 97, Group 1 (2 of 2)

<i>Fin</i>	<i>Nr</i>	<i>Name</i>	<i>Abr</i>	<i>Nat</i>	<i>Time</i>	<i>Pnts</i>	<i>&gt;&gt;</i>
1	145	Ben ROBERTS	NIRC	GBR	38.715		Q
2	295	Cee-Jay DE SOUZA	ALD	GBR	39.115		Q
3	282	Ethan BURROWS	NIRC	GBR	40.445		

## Final 333 meter Pee Wee Boys

### Race 110, Group 2 (1 of 1)

<i>Fin</i>	<i>Nr</i>	<i>Name</i>	<i>Abr</i>	<i>Nat</i>	<i>Time</i>	<i>Pnts</i>	<i>&gt;&gt;</i>
1	175	Callum STURCH	MIRC	GBR	<b>39.594</b>		
2	282	Ethan BURROWS	NIRC	GBR	<b>39.726</b>		
3	258	Jack WOODSTOCK	ALD	GBR	<b>42.404</b>		

### Race 111, Group 1 (1 of 1)

<i>Fin</i>	<i>Nr</i>	<i>Name</i>	<i>Abr</i>	<i>Nat</i>	<i>Time</i>	<i>Pnts</i>	<i>&gt;&gt;</i>
1	214	Kristofer INGLIS	DSSC	GBR	<b>37.042</b>	<b>34</b>	
2	145	Ben ROBERTS	NIRC	GBR	<b>38.014</b>	<b>21</b>	
3	254	Daniel PICKERING	NIRC	GBR	<b>38.056</b>	<b>13</b>	
4	295	Cee-Jay DE SOUZA	ALD	GBR	<b>38.404</b>	<b>8</b>	





British Short Track Championships

National Ice Centre, Nottingham

7th & 8th January 2012



**Distance Classification 333 meter Pee Wee Boys**

<i>Rank</i>	<i>#</i>	<i>Name</i>	<i>Team</i>	<i>ISU</i>	<i>Fin</i>		<i>Time</i>
Final Group 1							
1	214	Kristofer INGLIS	DSSC	GBR	1	1-1	37.042
2	145	Ben ROBERTS	NIRC	GBR	2	2-1	38.014
3	254	Daniel PICKERING	NIRC	GBR	3	3-2	37.490
4	295	Cee-Jay DE SOUZA	ALD	GBR	4	4-2	38.404
Final Group 2							
5	175	Callum STURCH	MIRC	GBR	1	1-3	38.088
6	282	Ethan BURROWS	NIRC	GBR	2	2-3	39.726
7	258	Jack WOODSTOCK	ALD	GBR	3	3-4	41.384



## British Short Track Championships

National Ice Centre, Nottingham

7th & 8th January 2012



### Overall Classification Pee Wee Boys

<i>Rank</i>	<i>#</i>	<i>Name</i>	<i>Team</i>	<i>ISU</i>	<i>FP</i>	<i>CDR</i>	<i>time</i>	
1	214	Kristofer INGLIS	DSSC	GBR	102	3	1-1-1	54.769
2	145	Ben ROBERTS	NIRC	GBR	55	7	3-2-2	56.517
3	254	Daniel PICKERING	NIRC	GBR	29	11	4-4-3	59.048
4	295	Cee-Jay DE SOUZA	ALD	GBR	21	12	5-3-4	1:00.625
5	250	Niall TREACY	MIRC	GBR	21	19	2-8-9	55.837
6	175	Callum STURCH	MIRC	GBR		16	6-5-5	1:00.566
7	282	Ethan BURROWS	NIRC	GBR		20	8-6-6	1:01.982
8	258	Jack WOODSTOCK	ALD	GBR		21	7-7-7	1:01.281



## British Short Track Championships

National Ice Centre, Nottingham

7th & 8th January 2012



### List of Competitors

---

#### Pee Wee Girls

95	ROBERTS	Isabelle	NIRC	GBR	STGBR20701199901
152	HULL	Rebecca	AYR	GBR	STGBR20211199901
207	URQUHART	Jessica	NIRC	GBR	STGBR20710199801
246	DJEMAL	Jeyda	ALD	GBR	STGBR21407199801
249	LINDSAY	Bethan	ALD	GBR	STGBR22506199901
252	TURNER	Tanith	ALD	GBR	STGBR20409199901
286	HAYWARD	Charlotte	MIRC	GBR	STGBR20207199901
298	ANWAR-WRIGHT	Rowan	ALT	GBR	STGBR21409199901



**British Short Track Championships**

**National Ice Centre, Nottingham**

**7th & 8th January 2012**



**Qualification**

**Pee Wee Girls**

( 7 competitors)

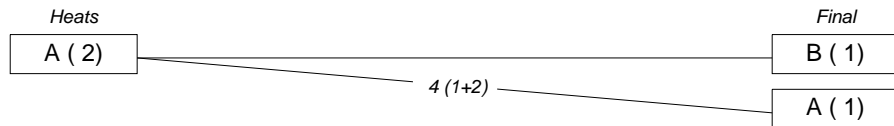
January 7, 2012

11:56	9 - 10	2	Heats	500	2x1+2x2	qualify for Final	500
							others continue in Final
12:55	21	1	Final	500			
12:58	22	1	Final	500			

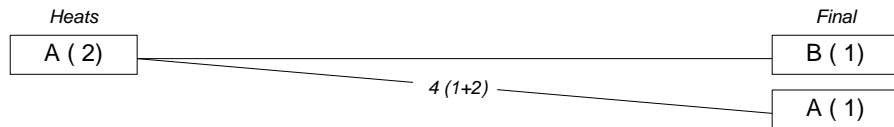
January 8, 2012

11:16	51 - 52	2	Heats	222	2x1+2x2	qualify for Final	222
							others continue in Final
11:49	57	1	Final	222			
11:52	58	1	Final	222			
14:33	94 - 95	2	Heats	333	2x1+2x2	qualify for Final	333
							others continue in Final
15:30	108	1	Final	333			
15:33	109	1	Final	333			

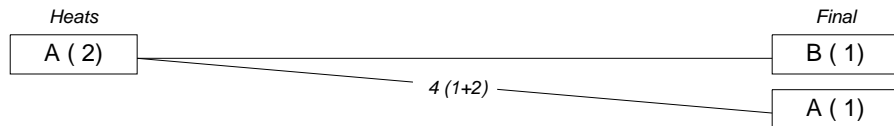
500



222



333



## Heats 500 meter Pee Wee Girls

### Race 9, Group 1 (1 of 2)

<i>Fin</i>	<i>Nr</i>	<i>Name</i>	<i>Abr</i>	<i>Nat</i>	<i>Time</i>	<i>Pnts</i>	<i>&gt;&gt;</i>
1	207	Jessica URQUHART	NIRC	GBR	53.321		Q
2	246	Jeyda DJEMAL	ALD	GBR	56.611		Q
3	252	Tanith TURNER	ALD	GBR	58.087		

### Race 10, Group 1 (2 of 2)

<i>Fin</i>	<i>Nr</i>	<i>Name</i>	<i>Abr</i>	<i>Nat</i>	<i>Time</i>	<i>Pnts</i>	<i>&gt;&gt;</i>
1	249	Bethan LINDSAY	ALD	GBR	53.782		Q
2	95	Isabelle ROBERTS	NIRC	GBR	1:00.206		Q
3	286	Charlotte HAYWARD	MIRC	GBR	1:02.488		
4	152	Rebecca HULL	AYR	GBR	1:06.094		

## Final 500 meter Pee Wee Girls

### Race 21, Group 2 (1 of 1)

<i>Fin</i>	<i>Nr</i>	<i>Name</i>	<i>Abr</i>	<i>Nat</i>	<i>Time</i>	<i>Pnts</i>	<i>&gt;&gt;</i>
1	252	Tanith TURNER	ALD	GBR	59.639		
2	286	Charlotte HAYWARD	MIRC	GBR	1:02.251		
3	152	Rebecca HULL	AYR	GBR	1:06.127		

### Race 22, Group 1 (1 of 1)

<i>Fin</i>	<i>Nr</i>	<i>Name</i>	<i>Abr</i>	<i>Nat</i>	<i>Time</i>	<i>Pnts</i>	<i>&gt;&gt;</i>
1	207	Jessica URQUHART	NIRC	GBR	54.487	34	
2	246	Jeyda DJEMAL	ALD	GBR	55.841	21	
3	249	Bethan LINDSAY	ALD	GBR	1:10.419	13	
p	95	Isabelle ROBERTS	NIRC	GBR	penalty		



## British Short Track Championships

National Ice Centre, Nottingham

7th & 8th January 2012



### Distance Classification 500 meter Pee Wee Girls

<i>Rank</i>	<i>#</i>	<i>Name</i>	<i>Team</i>	<i>ISU</i>	<i>Fin</i>		<i>Time</i>
Final Group 1							
1	207	Jessica URQUHART	NIRC	GBR	1	1-1	53.321
2	246	Jeyda DJEMAL	ALD	GBR	2	2-2	55.841
3	249	Bethan LINDSAY	ALD	GBR	3	3-1	53.782
4	95	Isabelle ROBERTS	NIRC	GBR	P	P-2	1:00.206
Final Group 2							
5	252	Tanith TURNER	ALD	GBR	1	1-3	58.087
6	286	Charlotte HAYWARD	MIRC	GBR	2	2-3	1:02.251
7	152	Rebecca HULL	AYR	GBR	3	3-4	1:06.094

## Heats 222 meter Pee Wee Girls

### Race 51, Group 1 (1 of 2)

<i>Fin</i>	<i>Nr</i>	<i>Name</i>	<i>Abr</i>	<i>Nat</i>	<i>Time</i>	<i>Pnts</i>	<i>&gt;&gt;</i>
1	207	Jessica URQUHART	NIRC	GBR	25.475		Q
2	252	Tanith TURNER	ALD	GBR	27.177		Q
3	152	Rebecca HULL	AYR	GBR	30.793		
4	286	Charlotte HAYWARD	MIRC	GBR	34.265		

### Race 52, Group 1 (2 of 2)

<i>Fin</i>	<i>Nr</i>	<i>Name</i>	<i>Abr</i>	<i>Nat</i>	<i>Time</i>	<i>Pnts</i>	<i>&gt;&gt;</i>
1	95	Isabelle ROBERTS	NIRC	GBR	24.602		Q
2	249	Bethan LINDSAY	ALD	GBR	24.750		Q
3	246	Jeyda DJEMAL	ALD	GBR	26.460		

## Final 222 meter Pee Wee Girls

### Race 57, Group 2 (1 of 1)

<i>Fin</i>	<i>Nr</i>	<i>Name</i>	<i>Abr</i>	<i>Nat</i>	<i>Time</i>	<i>Pnts</i>	<i>&gt;&gt;</i>
1	246	Jeyda DJEMAL	ALD	GBR	26.564		
2	286	Charlotte HAYWARD	MIRC	GBR	33.788		
3	152	Rebecca HULL	AYR	GBR	37.722		

### Race 58, Group 1 (1 of 1)

<i>Fin</i>	<i>Nr</i>	<i>Name</i>	<i>Abr</i>	<i>Nat</i>	<i>Time</i>	<i>Pnts</i>	<i>&gt;&gt;</i>
1	95	Isabelle ROBERTS	NIRC	GBR	24.601	34	
2	207	Jessica URQUHART	NIRC	GBR	24.865	21	
3	249	Bethan LINDSAY	ALD	GBR	25.135	13	
4	252	Tanith TURNER	ALD	GBR	27.165	8	



British Short Track Championships

National Ice Centre, Nottingham

7th & 8th January 2012



**Distance Classification 222 meter Pee Wee Girls**

<i>Rank</i>	<i>#</i>	<i>Name</i>	<i>Team</i>	<i>ISU</i>	<i>Fin</i>		<i>Time</i>
Final Group 1							
1	95	Isabelle ROBERTS	NIRC	GBR	1	1-1	24.601
2	207	Jessica URQUHART	NIRC	GBR	2	2-1	24.865
3	249	Bethan LINDSAY	ALD	GBR	3	3-2	24.750
4	252	Tanith TURNER	ALD	GBR	4	4-2	27.165
Final Group 2							
5	246	Jeyda DJEMAL	ALD	GBR	1	1-3	26.460
6	286	Charlotte HAYWARD	MIRC	GBR	2	2-4	33.788
7	152	Rebecca HULL	AYR	GBR	3	3-3	30.793



## Heats 333 meter Pee Wee Girls

### Race 94, Group 1 (1 of 2)

<i>Fin</i>	<i>Nr</i>	<i>Name</i>	<i>Abr</i>	<i>Nat</i>	<i>Time</i>	<i>Pnts</i>	>>
1	207	Jessica URQUHART	NIRC	GBR	35.836		Q
2	246	Jeyda DJEMAL	ALD	GBR	37.694		Q
3	252	Tanith TURNER	ALD	GBR	39.908		

### Race 95, Group 1 (2 of 2)

<i>Fin</i>	<i>Nr</i>	<i>Name</i>	<i>Abr</i>	<i>Nat</i>	<i>Time</i>	<i>Pnts</i>	>>
1	249	Bethan LINDSAY	ALD	GBR	35.603		Q
2	286	Charlotte HAYWARD	MIRC	GBR	41.641		Q
3	152	Rebecca HULL	AYR	GBR	42.831		
p	95	Isabelle ROBERTS	NIRC	GBR	penalty		

## Final 333 meter Pee Wee Girls

### Race 108, Group 2 (1 of 1)

<i>Fin</i>	<i>Nr</i>	<i>Name</i>	<i>Abr</i>	<i>Nat</i>	<i>Time</i>	<i>Pnts</i>	>>
1	95	Isabelle ROBERTS	NIRC	GBR	37.006		
2	252	Tanith TURNER	ALD	GBR	39.722		
3	152	Rebecca HULL	AYR	GBR	43.186		

### Race 109, Group 1 (1 of 1)

<i>Fin</i>	<i>Nr</i>	<i>Name</i>	<i>Abr</i>	<i>Nat</i>	<i>Time</i>	<i>Pnts</i>	>>
1	249	Bethan LINDSAY	ALD	GBR	35.095	34	
2	207	Jessica URQUHART	NIRC	GBR	35.317	21	
3	246	Jeyda DJEMAL	ALD	GBR	37.801	13	
4	286	Charlotte HAYWARD	MIRC	GBR	48.567	8	



British Short Track Championships

National Ice Centre, Nottingham

7th & 8th January 2012



**Distance Classification 333 meter Pee Wee Girls**

<i>Rank</i>	<i>#</i>	<i>Name</i>	<i>Team</i>	<i>ISU</i>	<i>Fin</i>		<i>Time</i>
Final Group 1							
1	249	Bethan LINDSAY	ALD	GBR	1	1-1	35.095
2	207	Jessica URQUHART	NIRC	GBR	2	2-1	35.317
3	246	Jeyda DJEMAL	ALD	GBR	3	3-2	37.694
4	286	Charlotte HAYWARD	MIRC	GBR	4	4-2	41.641
Final Group 2							
5	95	Isabelle ROBERTS	NIRC	GBR	1	1-P	37.006
6	252	Tanith TURNER	ALD	GBR	2	2-3	39.722
7	152	Rebecca HULL	AYR	GBR	3	3-3	42.831



## British Short Track Championships

National Ice Centre, Nottingham

7th & 8th January 2012



### Overall Classification Pee Wee Girls

<i>Rank</i>	<i>#</i>	<i>Name</i>	<i>Team</i>	<i>ISU</i>	<i>FP</i>	<i>CDR</i>	<i>time</i>	
1	207	Jessica URQUHART	NIRC	GBR	76	5	1-2-2	53.321
2	249	Bethan LINDSAY	ALD	GBR	60	7	3-3-1	53.782
3	95	Isabelle ROBERTS	NIRC	GBR	34	10	4-1-5	1:00.206
4	246	Jeyda DJEMAL	ALD	GBR	34	10	2-5-3	55.841
5	252	Tanith TURNER	ALD	GBR	8	15	5-4-6	58.087
6	286	Charlotte HAYWARD	MIRC	GBR	8	16	6-6-4	1:02.251
7	152	Rebecca HULL	AYR	GBR		21	7-7-7	1:06.094



## British Short Track Championships

National Ice Centre, Nottingham

7th & 8th January 2012



### List of Competitors

---

#### Pee Wee 2

134	WINTERS	Nicholas	NIRC	GBR	STGBR13001200101
178	PUGLIANO	Enzo	MIRC	GBR	STGBR11402200101
255	WEEDON	Olivia	ALD	GBR	STGBR23003200201
257	DJEMAL	Nayla	ALD	GBR	STGBR21607200201
274	HOYLAND	Holly	NIRC	GBR	STGBR20412200001
280	BEAUMONT-GRICE	Maddy	NIRC	GBR	STGBR22102200101
283	URQUHART	Jack	NIRC	GBR	STGBR13008200201
302	ROBERTSON	Sophie	NIRC	GBR	STGBR21310200301

## Qualification

### Pee Wee 2

( 8 competitors)

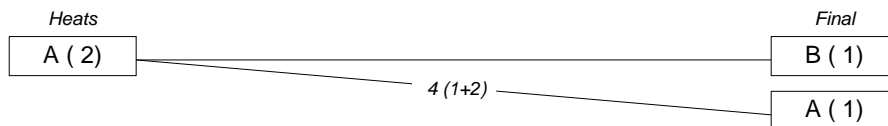
January 7, 2012

11:50	7 - 8	2	Heats	500	2x1+2x2	qualify for Final	500
							others continue in Final
12:49	19	1	Final	500			
12:52	20	1	Final	500			

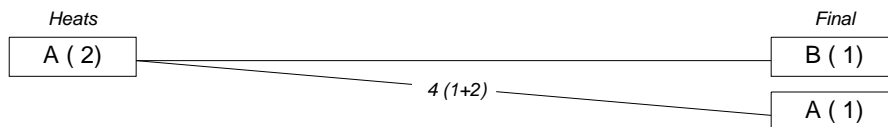
January 8, 2012

11:10	49 - 50	2	Heats	222	2x1+2x2	qualify for Final	222
							others continue in Final
11:43	55	1	Final	222			
11:46	56	1	Final	222			
13:42	83 - 84	2	Heats	333	2x1+2x2	qualify for Final	333
							others continue in Final
15:23	106	1	Final	333			
15:26	107	1	Final	333			

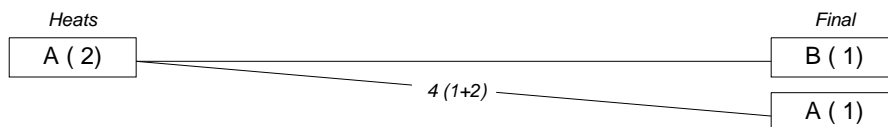
500



222



333



## Heats 500 meter Pee Wee 2

### Race 7, Group 1 (1 of 2)

<i>Fin</i>	<i>Nr</i>	<i>Name</i>	<i>Abr</i>	<i>Nat</i>	<i>Time</i>	<i>Pnts</i>	<i>&gt;&gt;</i>
1	257	Nayla DJEMAL	ALD	GBR	1:03.540		Q
2	178	Enzo PUGLIANO	MIRC	GBR	1:03.942		Q
3	134	Nicholas WINTERS	NIRC	GBR	1:05.320		
4	302	Sophie ROBERTSON	NIRC	GBR	1:06.010		

### Race 8, Group 1 (2 of 2)

<i>Fin</i>	<i>Nr</i>	<i>Name</i>	<i>Abr</i>	<i>Nat</i>	<i>Time</i>	<i>Pnts</i>	<i>&gt;&gt;</i>
1	283	Jack URQUHART	NIRC	GBR	1:03.676		Q
2	274	Holly HOYLAND	NIRC	GBR	1:04.058		Q
3	280	Maddy BEAUMONT-GRICE	NIRC	GBR	1:04.350		
4	255	Olivia WEEDON	ALD	GBR	1:09.944		

## Final 500 meter Pee Wee 2

### Race 19, Group 2 (1 of 1)

<i>Fin</i>	<i>Nr</i>	<i>Name</i>	<i>Abr</i>	<i>Nat</i>	<i>Time</i>	<i>Pnts</i>	<i>&gt;&gt;</i>
1	280	Maddy BEAUMONT-GRICE	NIRC	GBR	1:03.092		
2	134	Nicholas WINTERS	NIRC	GBR	1:04.426		
3	255	Olivia WEEDON	ALD	GBR	1:05.334		
4	302	Sophie ROBERTSON	NIRC	GBR	1:07.404		

### Race 20, Group 1 (1 of 1)

<i>Fin</i>	<i>Nr</i>	<i>Name</i>	<i>Abr</i>	<i>Nat</i>	<i>Time</i>	<i>Pnts</i>	<i>&gt;&gt;</i>
1	274	Holly HOYLAND	NIRC	GBR	1:03.188	34	
2	283	Jack URQUHART	NIRC	GBR	1:03.840	21	
3	257	Nayla DJEMAL	ALD	GBR	1:04.002	13	
4	178	Enzo PUGLIANO	MIRC	GBR	1:15.640	8	



## British Short Track Championships

National Ice Centre, Nottingham

7th & 8th January 2012



### Distance Classification 500 meter Pee Wee 2

<i>Rank</i>	<i>#</i>	<i>Name</i>	<i>Team</i>	<i>ISU</i>	<i>Fin</i>		<i>Time</i>
Final Group 1							
1	274	Holly HOYLAND	NIRC	GBR	1	1-2	1:03.188
2	283	Jack URQUHART	NIRC	GBR	2	2-1	1:03.676
3	257	Nayla DJEMAL	ALD	GBR	3	3-1	1:03.540
4	178	Enzo PUGLIANO	MIRC	GBR	4	4-2	1:03.942
Final Group 2							
5	280	Maddy BEAUMONT-GRICE	NIRC	GBR	1	1-3	1:03.092
6	134	Nicholas WINTERS	NIRC	GBR	2	2-3	1:04.426
7	255	Olivia WEEDON	ALD	GBR	3	3-4	1:05.334
8	302	Sophie ROBERTSON	NIRC	GBR	4	4-4	1:06.010

## Heats 222 meter Pee Wee 2

### Race 49, Group 1 (1 of 2)

<i>Fin</i>	<i>Nr</i>	<i>Name</i>	<i>Abr</i>	<i>Nat</i>	<i>Time</i>	<i>Pnts</i>	<i>&gt;&gt;</i>
1	274	Holly HOYLAND	NIRC	GBR	28.133		Q
2	178	Enzo PUGLIANO	MIRC	GBR	28.455		Q
3	280	Maddy BEAUMONT-GRICE	NIRC	GBR	28.597		
4	255	Olivia WEEDON	ALD	GBR	30.555		

### Race 50, Group 1 (2 of 2)

<i>Fin</i>	<i>Nr</i>	<i>Name</i>	<i>Abr</i>	<i>Nat</i>	<i>Time</i>	<i>Pnts</i>	<i>&gt;&gt;</i>
1	257	Nayla DJEMAL	ALD	GBR	28.911		Q
2	283	Jack URQUHART	NIRC	GBR	29.409		Q
3	134	Nicholas WINTERS	NIRC	GBR	29.725		
4	302	Sophie ROBERTSON	NIRC	GBR	31.179		

## Final 222 meter Pee Wee 2

### Race 55, Group 2 (1 of 1)

<i>Fin</i>	<i>Nr</i>	<i>Name</i>	<i>Abr</i>	<i>Nat</i>	<i>Time</i>	<i>Pnts</i>	<i>&gt;&gt;</i>
1	280	Maddy BEAUMONT-GRICE	NIRC	GBR	28.967		
2	255	Olivia WEEDON	ALD	GBR	30.999		
3	302	Sophie ROBERTSON	NIRC	GBR	31.379		
4	134	Nicholas WINTERS	NIRC	GBR	39.999		

### Race 56, Group 1 (1 of 1)

<i>Fin</i>	<i>Nr</i>	<i>Name</i>	<i>Abr</i>	<i>Nat</i>	<i>Time</i>	<i>Pnts</i>	<i>&gt;&gt;</i>
1	274	Holly HOYLAND	NIRC	GBR	28.223	34	
2	178	Enzo PUGLIANO	MIRC	GBR	28.615	21	
3	283	Jack URQUHART	NIRC	GBR	36.163	13	
4	257	Nayla DJEMAL	ALD	GBR	39.145	8	





## British Short Track Championships

National Ice Centre, Nottingham

7th & 8th January 2012



### Distance Classification 222 meter Pee Wee 2

<i>Rank</i>	<i>#</i>	<i>Name</i>	<i>Team</i>	<i>ISU</i>	<i>Fin</i>		<i>Time</i>
Final Group 1							
1	274	Holly HOYLAND	NIRC	GBR	1	1-1	28.133
2	178	Enzo PUGLIANO	MIRC	GBR	2	2-2	28.455
3	283	Jack URQUHART	NIRC	GBR	3	3-2	29.409
4	257	Nayla DJEMAL	ALD	GBR	4	4-1	28.911
Final Group 2							
5	280	Maddy BEAUMONT-GRICE	NIRC	GBR	1	1-3	28.597
6	255	Olivia WEEDON	ALD	GBR	2	2-4	30.555
7	302	Sophie ROBERTSON	NIRC	GBR	3	3-4	31.179
8	134	Nicholas WINTERS	NIRC	GBR	4	4-3	29.725

## Heats 333 meter Pee Wee 2

### Race 83, Group 1 (1 of 2)

<i>Fin</i>	<i>Nr</i>	<i>Name</i>	<i>Abr</i>	<i>Nat</i>	<i>Time</i>	<i>Pnts</i>	<i>&gt;&gt;</i>
1	283	Jack URQUHART	NIRC	GBR	43.224		Q
2	178	Enzo PUGLIANO	MIRC	GBR	43.532		Q
3	134	Nicholas WINTERS	NIRC	GBR	43.744		
4	255	Olivia WEEDON	ALD	GBR	46.638		

### Race 84, Group 1 (2 of 2)

<i>Fin</i>	<i>Nr</i>	<i>Name</i>	<i>Abr</i>	<i>Nat</i>	<i>Time</i>	<i>Pnts</i>	<i>&gt;&gt;</i>
1	280	Maddy BEAUMONT-GRICE	NIRC	GBR	41.729		Q
2	302	Sophie ROBERTSON	NIRC	GBR	47.873		Q
3	257	Nayla DJEMAL	ALD	GBR	50.223		
p	274	Holly HOYLAND	NIRC	GBR	penalty		

## Final 333 meter Pee Wee 2

### Race 106, Group 2 (1 of 1)

<i>Fin</i>	<i>Nr</i>	<i>Name</i>	<i>Abr</i>	<i>Nat</i>	<i>Time</i>	<i>Pnts</i>	<i>&gt;&gt;</i>
1	274	Holly HOYLAND	NIRC	GBR	41.623		
2	257	Nayla DJEMAL	ALD	GBR	42.331		
3	134	Nicholas WINTERS	NIRC	GBR	44.479		
4	255	Olivia WEEDON	ALD	GBR	47.507		

### Race 107, Group 1 (1 of 1)

<i>Fin</i>	<i>Nr</i>	<i>Name</i>	<i>Abr</i>	<i>Nat</i>	<i>Time</i>	<i>Pnts</i>	<i>&gt;&gt;</i>
1	283	Jack URQUHART	NIRC	GBR	41.925	34	
2	178	Enzo PUGLIANO	MIRC	GBR	42.215	21	
3	280	Maddy BEAUMONT-GRICE	NIRC	GBR	42.301	13	
4	302	Sophie ROBERTSON	NIRC	GBR	44.955	8	



## British Short Track Championships

National Ice Centre, Nottingham

7th & 8th January 2012



### Distance Classification 333 meter Pee Wee 2

<i>Rank</i>	<i>#</i>	<i>Name</i>	<i>Team</i>	<i>ISU</i>	<i>Fin</i>		<i>Time</i>
Final Group 1							
1	283	Jack URQUHART	NIRC	GBR	1	1-1	41.925
2	178	Enzo PUGLIANO	MIRC	GBR	2	2-2	42.215
3	280	Maddy BEAUMONT-GRICE	NIRC	GBR	3	3-1	41.729
4	302	Sophie ROBERTSON	NIRC	GBR	4	4-2	44.955
Final Group 2							
5	274	Holly HOYLAND	NIRC	GBR	1	1-P	41.623
6	257	Nayla DJEMAL	ALD	GBR	2	2-3	42.331
7	134	Nicholas WINTERS	NIRC	GBR	3	3-3	43.744
8	255	Olivia WEEDON	ALD	GBR	4	4-4	46.638



## British Short Track Championships

National Ice Centre, Nottingham

7th & 8th January 2012



### Overall Classification Pee Wee 2

<i>Rank</i>	<i>#</i>	<i>Name</i>	<i>Team</i>	<i>ISU</i>	<i>FP</i>	<i>CDR</i>		<i>time</i>
1	283	Jack URQUHART	NIRC	GBR	68	6	2-3-1	1:03.676
2	274	Holly HOYLAND	NIRC	GBR	68	7	1-1-5	1:03.188
3	178	Enzo PUGLIANO	MIRC	GBR	50	8	4-2-2	1:03.942
4	257	Nayla DJEMAL	ALD	GBR	21	13	3-4-6	1:03.540
5	280	Maddy BEAUMONT-GRICE	NIRC	GBR	13	13	5-5-3	1:03.092
6	302	Sophie ROBERTSON	NIRC	GBR	8	19	8-7-4	1:06.010
7	134	Nicholas WINTERS	NIRC	GBR		21	6-8-7	1:04.426
8	255	Olivia WEEDON	ALD	GBR		21	7-6-8	1:05.334



## British Short Track Championships

National Ice Centre, Nottingham

7th & 8th January 2012



### List of Competitors

---

#### Masters

9	LOGAN	Stewart	AYR	GBR	STGBR11501197201
14	CAVIN	Ian	DSSC	GBR	STGBR10205197201
17	DOBBIE	Alan	FVISC	GBR	STGBR10701196601
22	WRIGHT	Keith	SHF	GBR	STGBR11001196101
28	MCARTHUR	Billy	FVISC	GBR	STGBR13103195101
85	MAYNARD	Mike	ALD	GBR	STGBR11104196801
165	HUMBER	Steve	MIRC	GBR	STGBR11312196601
242	CARR	Peter	ALD	GBR	STGBR13003197201
256	DJEMAL	Ed	ALD	GBR	STGBR11607197001
288	CARTER	Anton	ALD	GBR	STGBR12702197501
297	WINSTANLEY	Nigel	ALT	GBR	STGBR10607195801

## Qualification

### Masters

( 10 competitors)

January 7, 2012

11:38	4 - 6	3	Heats	1000	3x1+3x2+2x3	qualify for	Semi Final	1000
						others continue in	Final	1000
12:41	17 - 18	2	Semi Final	1000	2x1+2x2	qualify for	Final	1000
						others continue in	Final	1000
13:40	29	1	Final	1000				
13:44	30	1	Final	1000				
13:48	31	1	Final	1000				

14:44	40 - 42	3	Heats	500	3x1+3x2+2x3	qualify for	Semi Final	500
						others continue in	Final	500

January 8, 2012

12:08	63 - 64	2	Semi Final	500	2x1+2x2	qualify for	Final	500
						others continue in	Final	500

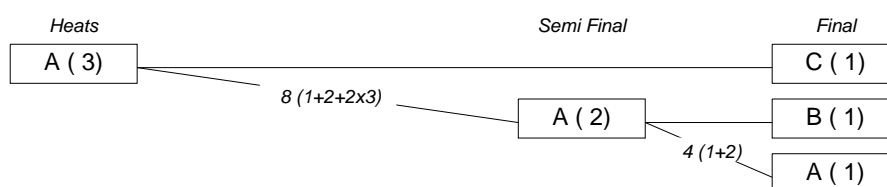
12:54	73	1	Final	500				
12:57	74	1	Final	500				
13:00	75	1	Final	500				

13:55	88 - 90	3	Heats	777	3x1+3x2+2x3	qualify for	Semi Final	777
						others continue in	Final	777

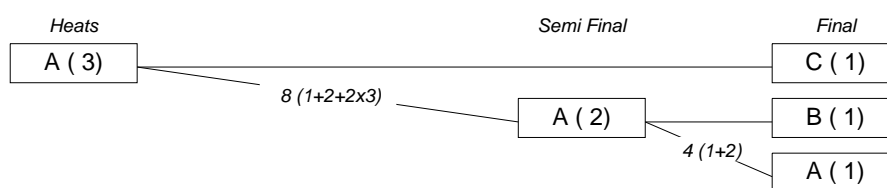
14:45	100 - 101	2	Semi Final	777	2x1+2x2	qualify for	Final	777
						others continue in	Final	777

16:10	116	1	Final	777				
16:13	117	1	Final	777				
16:17	118	1	Final	777				

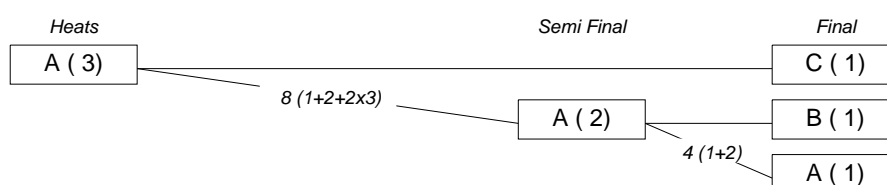
1000



500



777



## Heats 1000 meter Masters

### Race 4, Group 1 (1 of 3)

<i>Fin</i>	<i>Nr</i>	<i>Name</i>	<i>Abr</i>	<i>Nat</i>	<i>Time</i>	<i>Pnts</i>	>>
1	14	Ian CAVIN	DSSC	GBR	1:54.048		Q
2	288	Anton CARTER	ALD	GBR	1:55.004		Q
3	256	Ed DJEMAL	ALD	GBR	1:59.168		q

### Race 5, Group 1 (2 of 3)

<i>Fin</i>	<i>Nr</i>	<i>Name</i>	<i>Abr</i>	<i>Nat</i>	<i>Time</i>	<i>Pnts</i>	>>
1	17	Alan DOBBIE	FVISC	GBR	1:50.561		Q
2	165	Steve HUMBER	MIRC	GBR	1:50.841		Q
3	22	Keith WRIGHT	SHF	GBR	1:53.527		q
4	85	Mike MAYNARD	ALD	GBR	1:58.907		

### Race 6, Group 1 (3 of 3)

<i>Fin</i>	<i>Nr</i>	<i>Name</i>	<i>Abr</i>	<i>Nat</i>	<i>Time</i>	<i>Pnts</i>	>>
1	242	Peter CARR	ALD	GBR	1:53.311		Q
2	297	Nigel WINSTANLEY	ALT	GBR	1:58.761		Q
3	28	Billy MCARTHUR	FVISC	GBR	2:08.317		

## Semi Final 1000 meter Masters

### Race 17, Group 1 (1 of 2)

<i>Fin</i>	<i>Nr</i>	<i>Name</i>	<i>Abr</i>	<i>Nat</i>	<i>Time</i>	<i>Pnts</i>	>>
1	17	Alan DOBBIE	FVISC	GBR	1:50.803		Q
2	165	Steve HUMBER	MIRC	GBR	1:51.781		Q
3	288	Anton CARTER	ALD	GBR	1:52.775		
4	256	Ed DJEMAL	ALD	GBR	1:57.983		

### Race 18, Group 1 (2 of 2)

<i>Fin</i>	<i>Nr</i>	<i>Name</i>	<i>Abr</i>	<i>Nat</i>	<i>Time</i>	<i>Pnts</i>	>>
1	14	Ian CAVIN	DSSC	GBR	1:49.750		Q
2	242	Peter CARR	ALD	GBR	1:50.148		Q
3	22	Keith WRIGHT	SHF	GBR	1:54.286		
4	297	Nigel WINSTANLEY	ALT	GBR	1:54.998		

## Final 1000 meter Masters

### Race 29, Group 3 (1 of 1)

<i>Fin</i>	<i>Nr</i>	<i>Name</i>	<i>Abr</i>	<i>Nat</i>	<i>Time</i>	<i>Pnts</i>	>>
1	85	Mike MAYNARD	ALD	GBR	<b>2:00.602</b>		
2	28	Billy MCARTHUR	FVISC	GBR	<b>2:06.150</b>		

### Race 30, Group 2 (1 of 1)

<i>Fin</i>	<i>Nr</i>	<i>Name</i>	<i>Abr</i>	<i>Nat</i>	<i>Time</i>	<i>Pnts</i>	>>
1	22	Keith WRIGHT	SHF	GBR	<b>1:54.514</b>		
2	297	Nigel WINSTANLEY	ALT	GBR	<b>1:55.244</b>		
3	288	Anton CARTER	ALD	GBR	<b>1:56.594</b>		
4	256	Ed DJEMAL	ALD	GBR	<b>2:26.320</b>		



**British Short Track Championships**

**National Ice Centre, Nottingham**

**7th & 8th January 2012**



**Race 31, Group 1 (1 of 1)**

<i>Fin</i>	<i>Nr</i>	<i>Name</i>	<i>Abr</i>	<i>Nat</i>	<i>Time</i>	<i>Pnts</i>	>>
1	14	Ian CAVIN	DSSC	GBR	1:45.390	34	
2	242	Peter CARR	ALD	GBR	1:45.614	21	
3	17	Alan DOBBIE	FVISC	GBR	1:47.096	13	
4	165	Steve HUMBER	MIRC	GBR	1:50.688	8	





## British Short Track Championships

National Ice Centre, Nottingham

7th & 8th January 2012



### Distance Classification 1000 meter Masters

<i>Rank</i>	<i>#</i>	<i>Name</i>	<i>Team</i>	<i>ISU</i>	<i>Fin</i>		<i>Time</i>
Final Group 1							
1	14	Ian CAVIN	DSSC	GBR	1	1-1-1	1:45.390
2	242	Peter CARR	ALD	GBR	2	2-2-1	1:45.614
3	17	Alan DOBBIE	FVISC	GBR	3	3-1-1	1:47.096
4	165	Steve HUMBER	MIRC	GBR	4	4-2-2	1:50.688
Final Group 2							
5	22	Keith WRIGHT	SHF	GBR	1	1-3-3	1:53.527
6	297	Nigel WINSTANLEY	ALT	GBR	2	2-4-2	1:54.998
7	288	Anton CARTER	ALD	GBR	3	3-3-2	1:52.775
8	256	Ed DJEMAL	ALD	GBR	4	4-4-3	1:57.983
Final Group 3							
9	85	Mike MAYNARD	ALD	GBR	1	1-4	1:58.907
10	28	Billy MCARTHUR	FVISC	GBR	2	2-3	2:06.150

## Heats 500 meter Masters

### Race 40, Group 1 (1 of 3)

<i>Fin</i>	<i>Nr</i>	<i>Name</i>	<i>Abr</i>	<i>Nat</i>	<i>Time</i>	<i>Pnts</i>	>>
1	17	Alan DOBBIE	FVISC	GBR	53.285		Q
2	165	Steve HUMBER	MIRC	GBR	55.093		Q
3	85	Mike MAYNARD	ALD	GBR	55.771		q

### Race 41, Group 1 (2 of 3)

<i>Fin</i>	<i>Nr</i>	<i>Name</i>	<i>Abr</i>	<i>Nat</i>	<i>Time</i>	<i>Pnts</i>	>>
1	242	Peter CARR	ALD	GBR	52.909		Q
2	22	Keith WRIGHT	SHF	GBR	54.113		Q
3	256	Ed DJEMAL	ALD	GBR	57.505		
4	28	Billy MCARTHUR	FVISC	GBR	1:00.697		

### Race 42, Group 1 (3 of 3)

<i>Fin</i>	<i>Nr</i>	<i>Name</i>	<i>Abr</i>	<i>Nat</i>	<i>Time</i>	<i>Pnts</i>	>>
1	14	Ian CAVIN	DSSC	GBR	53.478		Q
2	297	Nigel WINSTANLEY	ALT	GBR	56.210		Q
3	288	Anton CARTER	ALD	GBR	56.372		q

## Semi Final 500 meter Masters

### Race 63, Group 1 (1 of 2)

<i>Fin</i>	<i>Nr</i>	<i>Name</i>	<i>Abr</i>	<i>Nat</i>	<i>Time</i>	<i>Pnts</i>	>>
1	14	Ian CAVIN	DSSC	GBR	52.039		Q
2	22	Keith WRIGHT	SHF	GBR	54.761		Q
3	85	Mike MAYNARD	ALD	GBR	55.493		
p	165	Steve HUMBER	MIRC	GBR	penalty		

### Race 64, Group 1 (2 of 2)

<i>Fin</i>	<i>Nr</i>	<i>Name</i>	<i>Abr</i>	<i>Nat</i>	<i>Time</i>	<i>Pnts</i>	>>
1	242	Peter CARR	ALD	GBR	50.950		Q
2	17	Alan DOBBIE	FVISC	GBR	51.884		Q
3	297	Nigel WINSTANLEY	ALT	GBR	54.334		
4	288	Anton CARTER	ALD	GBR	55.678		

## Final 500 meter Masters

### Race 73, Group 3 (1 of 1)

<i>Fin</i>	<i>Nr</i>	<i>Name</i>	<i>Abr</i>	<i>Nat</i>	<i>Time</i>	<i>Pnts</i>	>>
1	165	Steve HUMBER	MIRC	GBR	1:00.524		
2	28	Billy MCARTHUR	FVISC	GBR	1:02.228		

### Race 74, Group 2 (1 of 1)

<i>Fin</i>	<i>Nr</i>	<i>Name</i>	<i>Abr</i>	<i>Nat</i>	<i>Time</i>	<i>Pnts</i>	>>
1	297	Nigel WINSTANLEY	ALT	GBR	54.514		
2	85	Mike MAYNARD	ALD	GBR	54.692		
3	288	Anton CARTER	ALD	GBR	55.216		
4	256	Ed DJEMAL	ALD	GBR	56.198		



**British Short Track Championships**

**National Ice Centre, Nottingham**

**7th & 8th January 2012**



**Race 75, Group 1 (1 of 1)**

<i>Fin</i>	<i>Nr</i>	<i>Name</i>	<i>Abr</i>	<i>Nat</i>	<i>Time</i>	<i>Pnts</i>	>>
1	14	Ian CAVIN	DSSC	GBR	50.566	34	
2	17	Alan DOBBIE	FVISC	GBR	51.968	21	
3	22	Keith WRIGHT	SHF	GBR	53.608	13	
4	242	Peter CARR	ALD	GBR	1:08.128	8	



## British Short Track Championships

National Ice Centre, Nottingham

7th & 8th January 2012



### Distance Classification 500 meter Masters

<i>Rank</i>	<i>#</i>	<i>Name</i>	<i>Team</i>	<i>ISU</i>	<i>Fin</i>		<i>Time</i>
Final Group 1							
1	14	Ian CAVIN	DSSC	GBR	1	1-1-1	50.566
2	17	Alan DOBBIE	FVISC	GBR	2	2-2-1	51.884
3	22	Keith WRIGHT	SHF	GBR	3	3-2-2	53.608
4	242	Peter CARR	ALD	GBR	4	4-1-1	50.950
Final Group 2							
5	297	Nigel WINSTANLEY	ALT	GBR	1	1-3-2	54.334
6	85	Mike MAYNARD	ALD	GBR	2	2-3-3	54.692
7	288	Anton CARTER	ALD	GBR	3	3-4-3	55.216
8	256	Ed DJEMAL	ALD	GBR	4	4-3	56.198
Final Group 3							
9	165	Steve HUMBER	MIRC	GBR	1	1-P-2	55.093
10	28	Billy MCARTHUR	FVISC	GBR	2	2-4	1:00.697

## Heats 777 meter Masters

### Race 88, Group 1 (1 of 3)

<i>Fin</i>	<i>Nr</i>	<i>Name</i>	<i>Abr</i>	<i>Nat</i>	<i>Time</i>	<i>Pnts</i>	>>
1	17	Alan DOBBIE	FVISC	GBR	1:23.861		Q
2	165	Steve HUMBER	MIRC	GBR	1:24.447		Q
3	85	Mike MAYNARD	ALD	GBR	1:28.267		q

### Race 89, Group 1 (2 of 3)

<i>Fin</i>	<i>Nr</i>	<i>Name</i>	<i>Abr</i>	<i>Nat</i>	<i>Time</i>	<i>Pnts</i>	>>
1	14	Ian CAVIN	DSSC	GBR	1:26.936		Q
2	297	Nigel WINSTANLEY	ALT	GBR	1:29.296		Q
3	288	Anton CARTER	ALD	GBR	1:30.570		q

### Race 90, Group 1 (3 of 3)

<i>Fin</i>	<i>Nr</i>	<i>Name</i>	<i>Abr</i>	<i>Nat</i>	<i>Time</i>	<i>Pnts</i>	>>
1	242	Peter CARR	ALD	GBR	1:23.826		Q
2	22	Keith WRIGHT	SHF	GBR	1:28.002		Q
3	28	Billy MCARTHUR	FVISC	GBR	1:37.772		
4	256	Ed DJEMAL	ALD	GBR	1:49.978		

## Semi Final 777 meter Masters

### Race 100, Group 1 (1 of 2)

<i>Fin</i>	<i>Nr</i>	<i>Name</i>	<i>Abr</i>	<i>Nat</i>	<i>Time</i>	<i>Pnts</i>	>>
1	14	Ian CAVIN	DSSC	GBR	1:27.867		Q
2	22	Keith WRIGHT	SHF	GBR	1:28.343		Q
3	297	Nigel WINSTANLEY	ALT	GBR	1:28.483		
4	288	Anton CARTER	ALD	GBR	1:29.477		

### Race 101, Group 1 (2 of 2)

<i>Fin</i>	<i>Nr</i>	<i>Name</i>	<i>Abr</i>	<i>Nat</i>	<i>Time</i>	<i>Pnts</i>	>>
1	242	Peter CARR	ALD	GBR	1:20.633		Q
2	17	Alan DOBBIE	FVISC	GBR	1:21.511		Q
3	165	Steve HUMBER	MIRC	GBR	1:24.631		
4	85	Mike MAYNARD	ALD	GBR	1:32.531		

## Final 777 meter Masters

### Race 116, Group 3 (1 of 1)

<i>Fin</i>	<i>Nr</i>	<i>Name</i>	<i>Abr</i>	<i>Nat</i>	<i>Time</i>	<i>Pnts</i>	>>
1	256	Ed DJEMAL	ALD	GBR	1:33.574		
2	28	Billy MCARTHUR	FVISC	GBR	1:38.552		

### Race 117, Group 2 (1 of 1)

<i>Fin</i>	<i>Nr</i>	<i>Name</i>	<i>Abr</i>	<i>Nat</i>	<i>Time</i>	<i>Pnts</i>	>>
1	165	Steve HUMBER	MIRC	GBR	1:24.973		
2	297	Nigel WINSTANLEY	ALT	GBR	1:26.475		
3	288	Anton CARTER	ALD	GBR	1:28.533		
4	85	Mike MAYNARD	ALD	GBR	1:29.047		



**British Short Track Championships**

**National Ice Centre, Nottingham**

**7th & 8th January 2012**



**Race 118, Group 1 (1 of 1)**

<i>Fin</i>	<i>Nr</i>	<i>Name</i>	<i>Abr</i>	<i>Nat</i>	<i>Time</i>	<i>Pnts</i>	>>
1	14	Ian CAVIN	DSSC	GBR	1:22.233	34	
2	242	Peter CARR	ALD	GBR	1:22.409	21	
3	17	Alan DOBBIE	FVISC	GBR	1:22.893	13	
4	22	Keith WRIGHT	SHF	GBR	1:27.321	8	



## British Short Track Championships

National Ice Centre, Nottingham

7th & 8th January 2012



### Distance Classification 777 meter Masters

<i>Rank</i>	<i>#</i>	<i>Name</i>	<i>Team</i>	<i>ISU</i>	<i>Fin</i>		<i>Time</i>
Final Group 1							
1	14	Ian CAVIN	DSSC	GBR	1	1-1-1	1:22.233
2	242	Peter CARR	ALD	GBR	2	2-1-1	1:20.633
3	17	Alan DOBBIE	FVISC	GBR	3	3-2-1	1:21.511
4	22	Keith WRIGHT	SHF	GBR	4	4-2-2	1:27.321
Final Group 2							
5	165	Steve HUMBER	MIRC	GBR	1	1-3-2	1:24.447
6	297	Nigel WINSTANLEY	ALT	GBR	2	2-3-2	1:26.475
7	288	Anton CARTER	ALD	GBR	3	3-4-3	1:28.533
8	85	Mike MAYNARD	ALD	GBR	4	4-4-3	1:28.267
Final Group 3							
9	256	Ed DJEMAL	ALD	GBR	1	1-4	1:33.574
10	28	Billy MCARTHUR	FVISC	GBR	2	2-3	1:37.772



## British Short Track Championships

National Ice Centre, Nottingham

7th & 8th January 2012



### Overall Classification Masters

<i>Rank</i>	<i>#</i>	<i>Name</i>	<i>Team</i>	<i>ISU</i>	<i>FP</i>	<i>CDR</i>	<i>time</i>	
1	14	Ian CAVIN	DSSC	GBR	102	3	1-1-1	1:45.390
2	242	Peter CARR	ALD	GBR	50	8	2-4-2	1:45.614
3	17	Alan DOBBIE	FVISC	GBR	47	8	3-2-3	1:47.096
4	22	Keith WRIGHT	SHF	GBR	21	12	5-3-4	1:53.527
5	165	Steve HUMBER	MIRC	GBR	8	18	4-9-5	1:50.688
6	297	Nigel WINSTANLEY	ALT	GBR		17	6-5-6	1:54.998
7	288	Anton CARTER	ALD	GBR		21	7-7-7	1:52.775
8	85	Mike MAYNARD	ALD	GBR		23	9-6-8	1:58.907
9	256	Ed DJEMAL	ALD	GBR		25	8-8-9	1:57.983
10	28	Billy MCARTHUR	FVISC	GBR		30	10-10-10	2:06.150





British Short Track Championships

National Ice Centre, Nottingham

7th & 8th January 2012



**Qualification**

---

**Relay** ( 0 competitors)

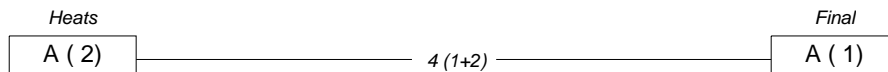
---

January 8, 2012

10:56	46 - 47	3	Heats	R3K	—3x1+1x2—	qualify for	Final	R5K
17:28	127	1	Final	R5K				

---

R5K



## Heats 3000 m Relay Relay

### Race 46, Group 1 (1 of 2)

<i>Fin</i>	<i>Nr</i>	<i>Name</i>	<i>Abr</i>	<i>Nat</i>	<i>Time</i>	<i>Pnts</i>	<i>&gt;&gt;</i>
1	8	Nottingham A 158 Jack WHELBOURNE 56 Gemma COOPER 157 Alex WHELBOURNE 244 Jack BURROWS		GBR --	4:29.261		Q
2	3	Dundee A 12 Murray COCHRANE 48 Greg IRELAND 213 Ben MACFARLANE 14 Ian CAVIN		GBR --	4:39.133		Q
3	6	Mohawks B 168 Farrell TREACY 171 Jason LEUNG 212 Ethan TREACY 165 Steve HUMBER		GBR --	4:42.361		
<i>nf</i>	2	Aldwych B 85 Mike MAYNARD 242 Peter CARR 256 Ed DJEMAL 288 Anton CARTER		GBR --	no finish		

### Race 47, Group 1 (2 of 2)

<i>Fin</i>	<i>Nr</i>	<i>Name</i>	<i>Abr</i>	<i>Nat</i>	<i>Time</i>	<i>Pnts</i>	<i>&gt;&gt;</i>
1	5	Mohawks A 77 Jon ELEY 279 Richard SHOEBRIDGE 208 Charlotte GILMARTIN 150 Billy SIMMS		GBR --	4:25.253		Q
2	1	Aldwych A 89 Peter ARMSTRONG 122 Hew WILLIAMS 137 Ian UPCOTT 101 Anthony CAST		GBR --	4:33.345		Q
3	4	Forth Valley A 209 Elise CHRISTIE 211 Claire PIRIE 17 Alan DOBBIE 28 Billy MCARTHUR		GBR --	4:56.063		
4	9	Nottingham B 235 Shaun BAGULEY 253 Sam HAMMERSLEY 93 Saskia ROBERTS 234 Jennifer PICKERING		GBR --	4:57.693		

## Final 5000 m Relay Relay

### Race 127, Group 1 (1 of 1)

<i>Fin</i>	<i>Nr</i>	<i>Name</i>	<i>Abr</i>	<i>Nat</i>	<i>Time</i>	<i>Pnts</i>	<i>&gt;&gt;</i>
1	5	<b>Mohawks A</b>		GBR --	7:13.203	34	
		77 Jon ELEY					
		279 Richard SHOEBRIDGE					
		208 Charlotte GILMARTIN					
		150 Billy SIMMS					
2	1	<b>Aldwych A</b>		GBR --	7:23.159	21	
		89 Peter ARMSTRONG					
		122 Hew WILLIAMS					
		137 Ian UPCOTT					
		98 Aydin DJEMAL					
3	8	<b>Nottingham A</b>		GBR --	7:26.471	13	
		158 Jack WHELBOURNE					
		56 Gemma COOPER					
		157 Alex WHELBOURNE					
		244 Jack BURROWS					



## British Short Track Championships

National Ice Centre, Nottingham

7th & 8th January 2012



### List of Infringements

---

#### Senior Men

89	Peter ARMSTRONG	ALD	1000	Final	Group 2	Penalty	9.0
99	Paul STANLEY	MIRC	3000	Super Final	Group 1	No Start	27.0

#### Junior Men

164	James MORRISON	SHF	500	Final	Group 3	No Start	4.5
			1000	Heats	Group 1	No Start	9.0
235	Shaun BAGULEY	NIRC	500	Heats	Group 1	Penalty	4.5

#### Juvenile Men

98	Aydin DJEMAL	ALD	500	Final	Group 1	Penalty	4.5
----	--------------	-----	-----	-------	---------	---------	-----

#### Pee Wee Boys

250	Niall TREACY	MIRC	222	Heats	Group 1	No Finish	2.0
			222	Final	Group 2	No Start	2.0
282	Ethan BURROWS	NIRC	500	Final	Group 2	Penalty	4.5

#### Pee Wee Girls

95	Isabelle ROBERTS	NIRC	333	Heats	Group 1	Penalty	3.0
			500	Final	Group 1	Penalty	4.5

#### Pee Wee 2

274	Holly HOYLAND	NIRC	333	Heats	Group 1	Penalty	3.0
-----	---------------	------	-----	-------	---------	---------	-----

#### Masters

165	Steve HUMBER	MIRC	500	Semi Final	Group 1	Penalty	4.5
-----	--------------	------	-----	------------	---------	---------	-----